


# READ AND MATCH



# Comprehension Activity

## READ AND MATCH

This **Read and Match Comprehension Activity** is a set of **8 printable pages** that focus on **reading comprehension**. Beginning readers practice comprehension skills by **cutting and gluing** pictures to match sentences. Each page has 4 simple sentences. Students read the sentences, cut out the pictures, and match each picture with the correct sentence. Each page contains one extra picture that is not used.

This reading comprehension activity can be used for early finishers, in a literacy center, as homework, and more!

Look for more learning resources in my [TPT store](#).

Thank you!  
Polliwog Place



### Copyright Information

With purchase of this license, you are free to copy and use these pages for **one teacher and one classroom only**.



Additional licenses are available for purchase from Polliwog Place at

<http://www.teacherspayteachers.com/Store/Polliwog-Place>.



Name: \_\_\_\_\_

# Read AND MATCH



I have two slices of bread.



I have jelly.




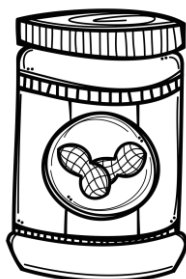
I have peanut butter.



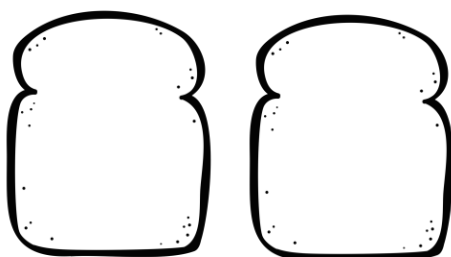
I can make a sandwich.

Copyright Polliwog Place 2015.

**Directions:** Read each sentence. Cut and glue each picture in the box above the matching sentence.. One picture will not be used.



Cut



Name: \_\_\_\_\_

# Read AND MATCH




We are going on a road trip.



We will bring a camera




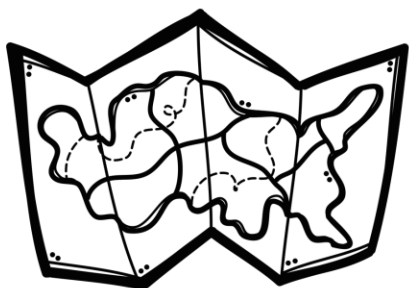
We will bring a suitcase.



We will bring a map.

Copyright Polliwog Place 2015.

**Directions:** Read each sentence. Cut and glue each picture in the box above the matching sentence.. One picture will not be used.



Cut



Name: \_\_\_\_\_

# Read AND MATCH



Sam has a dog.



Emma has two fish.





Kim has a cat.




Mike has three rabbits.

Copyright Polliwog Place 2015.

**Directions:** Read each sentence. Cut and glue each picture in the box above the matching sentence.. One picture will not be used.



Cut



Name: \_\_\_\_\_

# Read AND MATCH



We see a tiger  
wearing a hat.



We see a silly clown.




We see a monkey  
juggling balls.



We are at the  
circus.

Copyright Polliwog Place 2015.

**Directions:** Read each sentence. Cut and glue each picture in the box above the matching sentence.. One picture will not be used.



Cut



Name: \_\_\_\_\_

# Read AND MATCH



Maria digs a hole  
with her shovel.

She plants some  
seeds in the ground.

She waters the  
seeds every day.

Flowers begin to  
grow.

Copyright Polliwog Place 2015.

**Directions:** Read each sentence. Cut and glue each picture in the box above the matching sentence.. One picture will not be used.



Cut



Name: \_\_\_\_\_

# Read AND MATCH



The girl has a towel  
and sunscreen.



The boy has a  
bucket and shovel.




The kids sit under  
the umbrella.



The kids splash in  
the water.

Copyright Polliwog Place 2015.

**Directions:** Read each sentence. Cut and glue each picture in the box above the matching sentence.. One picture will not be used.



Cut



Name: \_\_\_\_\_


# Read AND MATCH




We visit the pond.



We see a duck swimming in the water.





We see a frog sitting on a log.



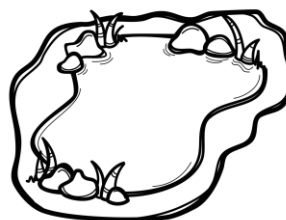

We see a dragonfly with beautiful wings.

Copyright Polliwog Place 2015.

**Directions:** Read each sentence. Cut and glue each picture in the box above the matching sentence.. One picture will not be used.




Cut



Name: \_\_\_\_\_


# Read AND MATCH



My family likes to go camping.



I bring a lantern to help me see at night.




We build a warm campfire for cooking.



We go hiking in the woods.

Copyright Polliwog Place 2015.

**Directions:** Read each sentence. Cut and glue each picture in the box above the matching sentence.. One picture will not be used.



Cut



# Thank You!

Thank you for your purchase! I hope this product exceeds your expectations. I would love to learn how you are using it. Please leave [feedback](#) at my Teachers Pay Teachers store. When you leave feedback, you earn credits toward future purchases.

Look for more activities, task cards, and other products by visiting [Polliwog Place](#) on Teachers Pay Teachers.

Be the first to learn about new products, freebies, and special promotions by following me.

Ways to follow:



Teachers Pay Teachers Store

<http://www.teacherspayteachers.com/Store/Polliwog-Place>



Polliwog Place Blog


<http://polliwogplace.blogspot.com/>



Facebook

<https://www.facebook.com/PolliwogPlace>

Other Products You May Like:



# Clip Art Credits

I used clip art and fonts from the following artists:



Creative Clips by Krista Wallden

<http://www.teacherspayteachers.com/Store/Krista-Wallden>



Kimberly Geswein Fonts

<http://www.teacherspayteachers.com/Store/Kimberly-Geswein-Fonts>



KB3 Teach Fonts

<https://www.teacherspayteachers.com/Store/Kb3teach>

