


Name: \_\_\_\_\_


Period: \_\_\_\_\_


Date: \_\_\_\_\_


## Rhythmic Values and Time Signatures


### 1) Rhythmic Values


 is called \_\_\_\_\_ and receives \_\_\_\_\_ beat(s).

 is called \_\_\_\_\_ and receives \_\_\_\_\_ beat(s).

 is called \_\_\_\_\_ and receives \_\_\_\_\_ beat(s).

 is called \_\_\_\_\_ and receives \_\_\_\_\_ beat(s).

 is called \_\_\_\_\_ and receives \_\_\_\_\_ beat(s).

 is called \_\_\_\_\_ and receives \_\_\_\_\_ beat(s).

### 2) Complete each measure with ONE NOTE.



### 3) Complete each measure with ONE REST.



### 4) What does each number in a time signature mean?

2 = \_\_\_\_\_

4 = \_\_\_\_\_

### 5) Circle the TWO measures with TOO MANY beats.



### 6) Circle the TWO measures with TOO FEW beats.



### 7) Choose a time signature and write it at the beginning of the staff. Compose a rhythm on A. Each measure must be different.

