



Minibook





Terms of Use


Thank you for your support !

YOU MAY	YOU MAY NOT
<ul style="list-style-type: none">· Make copies for the purchaser's classroom, including homeschooling or tutor sessions.· Make one copy for backup purposes but with no intent to redistribute.· Direct other interested persons to my store	<ul style="list-style-type: none">· Claim this work as your own, alter the files in any way, remove the copyright / watermark.· Share this product with others· Repackage and/or sell or giveaway this product or part of it· Offer or share this product anywhere on the internet· Making copies of purchased items to share with others is strictly forbidden and is a violation of the Terms of Use, along with copyright law.

Thank you for respecting my work !

© ChezChris. All rights reserved. Purchase of this unit entitles the purchaser the right to reproduce the pages in limited quantities for single classroom use only. Duplication for an entire school, an entire school system or commercial purposes is strictly forbidden without written permission from the author. Copying any part of this product and placing it on the Internet in any form (even a personal/classroom website) is strictly forbidden and is a violation of the Digital Millennium Copyright Act (DMCA). These items can be picked up in a google search and then shared worldwide for free.

Graphics by :



Please leave a **feedback** !

You earn TPT credits toward future purchases !

Connect with me !

Click here to

FOLLOW ME ON TpT

All new resources are
50% off for 24 hours !



SOCIAL MEDIA



CHECK MY BLOG !



ChezChrisResources.com

Make sure you subscribe to my
newsletter to get an amazing
freebie !



You might also like ...

CALENDAR OF EVENTS *in the English-speaking world*



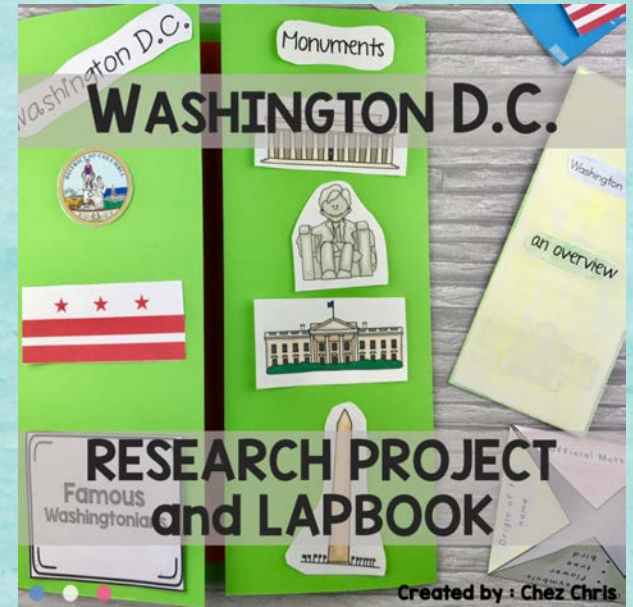
Never run out of ideas !!

Created by : Chez Chris

CLASSROOM POSTERS 161 POSTERS BUNDLE




Created by : Chez Chris




Created by : Chez Chris

How to make a mini book


1. Fold the page in half lengthwise.
Fold the page in half again.
Fold the page in half again.



2. Unfold it twice and cut in the middle, till the center of the folded sheet.



3. Unfold the whole page and push the edges towards the center.
4. Close the book and make the creases sharp.



You can also watch this video to help you make your mini-book

<http://bit.ly/createminibook>

Note to the teacher

In this mini-book, you have all you need to spend an hour or more with your ESL class and make your students understand all the basic information about the American Flag and how important it is.

Front page: let your students color the flag. Be careful, the first stripe at the top is red.

Page 1: You can simply read it with your class.

Page 2: Useful information on the flag of the USA.

Page 3-4: the Pledge of Allegiance.

You can also use some youtube videos to show your students how it is in American schools. Here are some I like :

Littlestorybug: <https://www.youtube.com/watch?v=vn6MnYJNSUw>

Students at Brody Middle School saying the Pledge of Allegiance:


<https://www.youtube.com/watch?v=xcwg7cnhW4E>

Page 5-6: the American National Anthem

You might also want to show that great video published by History.com: <http://www.history.com/news/9-things-you-may-not-know-about-the-star-spangled-banner> (you can also find it on youtube:

<https://www.youtube.com/watch?v=teN8ladd9fE>)

Page 7: I never really use it in fact as it is the page the students use to stick their mini-book in their notebook.



7



Oh, say! can you see
 by the dawn's early light
 what so proudly we hail'd
 at the twilight's last gleaming;
 whose broad stripes and bright
 stars,
 through the perilous fight,
 O'er the ramparts we watch'd
 were so gallantly streaming?
 And the rocket's red glare,
 the bombs bursting in air,
 gave proof through the night
 that our flag was still there:
 Oh, say! does that star-spangled
 banner yet wave
 O'er the land of the free and the
 home of the brave.

The National Anthem

The American national
 anthem is called "The Star
 Spangled Banner".

It was originally a poem
 written by Francis Scott
 Key in 1814. It became the
 American anthem in 1931.

There are four verses but
 only the first one is usually
 sung.

Flag Day is always
 celebrated on
 June 14th. The flag is a
 symbol of patriotism.



The American Flag,
 also called "Old Glory",
 was adopted in 1777
 and has changed a lot
 since then!

1

The Pledge of Allegiance

I pledge allegiance to the
 Flag

of the United States of
 America,

and to the Republic
 for which it stands:

one Nation under God,
 indivisible,
 With Liberty
 and justice for all.

5

The Flag consists of:

13 stripes for the 13 original
 colonies

50 stars for the 50 states
 in the Union.

The colors: symbols


red: hardiness and valor
white: purity and innocence
blue: vigilance, justice and
 perseverance .

2

Place your
 right hand
 on your
 heart and
 say:



3



7



June 14th

The National Anthem

The American national anthem is called "The Star Spangled Banner".

It was originally a poem written by Francis Scott Key in 1814. It became the American anthem in 1931.

There are four verses but only the first one is usually sung.

Oh, say! can you see
by the dawn's early light
what so proudly we hail'd
at the twilight's last gleaming;
whose broad stripes and bright
stars,
through the perilous fight,
O'er the ramparts we watch'd
were so gallantly streaming?
And the rocket's red glare,
the bombs bursting in air,
gave proof through the night
that our flag was still there:
Oh, say! does that star-spangled
banner yet wave
O'er the land of the free and the
home of the brave.

The Flag consists of:

13 stripes for the 13 original colonies

50 stars for the 50 states in the Union.

The colors: symbols

red: hardiness and valor
white: purity and innocence
blue: vigilance, justice and perseverance .



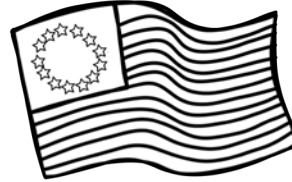
Place your
right hand
on your
heart and
say:

The Pledge of Allegiance

I pledge allegiance to the
Flag

of the United States of
America,
and to the Republic
for which it stands:
one Nation under God,
indivisible,
With Liberty
and Justice for all.

Flag Day is always
celebrated on
June 14th. The flag is a
symbol of patriotism.



The American Flag,
also called "Old Glory",
was adopted in 1777
and has changed a lot
since then!