



# Firsties Summer Packet

# I'm Ready For SECOND GRADE

## JULY

Monday	Tuesday	Wednesday	Thursday
		1 Read a Favorite book TWICE	2 Draw things that end in 'sh' and 'ch'
6 Draw a picture of what you did on July 4th	7 Draw and write the steps for brushing your teeth	8 Pick out a Funny bedtime story	9 Play a board game with your family
13 Solve: Dad has 34 cookies. Mom has 4. How many cookies in all?	14 Read your book. Tell your mom or dad why it's a good book.	15	16
20 Write 5 words that end with 'ak'	21 Draw and label what 2-D shapes you see		
26 Practice writing eight words on the sidewalk with chalk.	27 Complete the patterns paper		


## JUNE

Monday	Tuesday	Wednesday	Thursday	Friday
1 Tell a pretend story with a beginning, middle and end	2 Read a Dr. Seuss book. Fill in the rhymes.	3 Complete the letter 'U' paper	4 Write a poem about someone in your family.	5 Take a walk and collect pieces of nature. Then sort them.
7 Complete The Missing Numbers	8 Draw the main character in your story.	9 Write a poem about your mom or dad.	10 Complete the Nature HUNT sheet.	11 Count a jar of pennies and group by tens and ones.
		17 Draw a butterfly with matching wings.	18 Complete the Base Ten Blocks Addition sheet.	19 Identify the problem and solution in your book.
		24 Complete the Match the Numerals sheet.	25 Write the names of your family members and add their ages together.	26 Do some nice things.


## AUGUST

Monday	Tuesday	Wednesday	Thursday	Friday	Saturday	Sunday
						1
2	3 Make an ALL ABOUT book about a Favorite summer activity.	4 Write a persuasive letter to Mom or Dad with 3 reasons about why they should let you stay up later.	5 Complete the Match the Shape page.	6 Write teen number words using markers.	7 Write the days of the week in order.	8
9	10 Draw a picture of you	11 Read your book and identify the minor characters.	12 Interview the people in your house about their Favorite Foods.	13 Complete the eight words hunt.	14 Break down Mommy and/or Daddy's age into tens and ones.	15
16	17 Complete The Count and Write page.	18 Ask your parent to tell you about the day you were born.	19 Draw a picture of your family and label each person.	20 List as many 'ug' family words as you can.	21 Draw and label your bedroom.	22
23	24 Copy 10 2-digit numbers you see in your house and arrange them in order.	25 Count down from 100 by tens.	26 Read your book. Draw what you see in your mind.	27	28	28

Have a GREAT Year!




# 2020



# HOW TO USE THIS PACKET

Updated for 2020

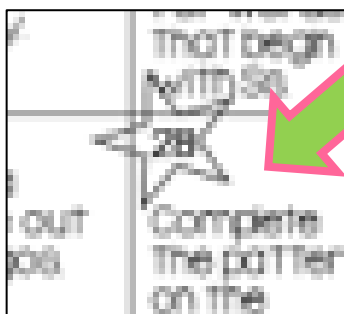
## ACTIVITY CALENDARS



	Monday	Tuesday	Wednesday	Thursday	Friday
			1 Read a favorite book TWICE!	2 Draw things that end in 'sh' and 'ch'	3 Enjoy the fireworks
5	6 Draw a picture of what you did on July 4th	7 Draw and write the steps for brushing your teeth.	8 Pick out a funny bedtime story.	9 Play a board game with your family.	10 Write a letter to a distant relative.
12	13 Solve: Dad has 34 cookies. Mom has 13. How many cookies in all?	14 Read your book. Tell your mom or dad why it's a good book.	15 Complete the Matching Numbers sheet.	16 Watch a video on how a seed becomes a plant.	17 Complete the Long A words sheet.
19	20 Write 5 words that end with 'ck'.	21 Draw and label what 2-D shapes you see.	22 Read a Piggy and Gerald book with voices.	23 Complete the Count On paper.	24 Take a picture of a flower and draw it.
26	27 Practice writing eight words on the sidewalk with chalk.	28 Complete the patterns paper.	29 Count by 5s to 100.	30 Paint a picture with watercolors.	31 Count the pennies, dimes and nickels in Mom or Dad's wallet.

©Can't Stop Smiling

Each day has a fun activity/skill to practice. Students can do as many or as few as they like.



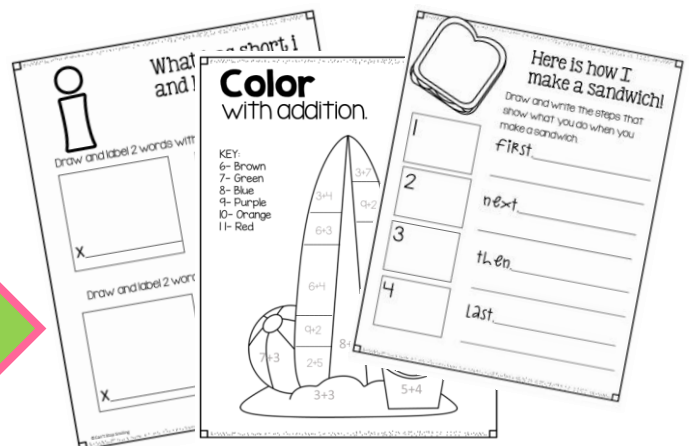

Each month has 5-6 days that are marked with a shape. These days come with specific sheets to complete.


JUNE: 

JULY: 

AUGUST: 

...and for those ambitious soon to be second graders, I have included several additional worksheets at the end of the packet. ENJOY!!!






# My SUMMER Packet

as I  
prepare for  
SECOND grade

---





# My SUMMER Packet

as I  
prepare for  
SECOND grade


---



Dear Parents,

Your child is bringing home a FUN Summer Packet with an activity calendar. Each day has fun and engaging activities that your child can complete to get ready for second grade. Your child can complete as many or as few as s/he would like.

Each month has additional BONUS pages to complete that are marked on the calendar with a specific shape. June - ♥ July - ☆ August - △  
At the beginning of the new school year, your child can return the completed packet, BONUS pages and all, to me and I will have a special reward. If you have any questions, feel free to email me. Thanks so much, HAVE FUN and have a wonderful summer making cherished memories!





# My Recording Sheet


Fill in the numbers below and color in the # of shape days that you completed for each month.

Updated for 2020

**JUNE**

Monday	Tuesday	Wednesday	Thursday	Friday	Saturday	Sunday
1 Let a friend play with you using modeling clay and paper.	2 Read or reread a book. Fill in the rhymes.	3 Complete the letter 'W' paper.	4 Write a poem about someone in your family.	5 Take a walk and collect pictures of nature. Then sort them.	6	7
7 Complete the Missing Number sheet.	8 Draw the main character in your book and list 2 traits.	9 Write a poem about your room or dad.	10 Complete the Nature Hunt sheet.	11 Count your objects and group by tens and ones.	12	13
14 Count the cylinder shapes in the kitchen.	15 Measure the length of your kitchen.	16 Draw a butterfly with matching wings.	17 Complete the Base Ten Blocks Addition sheet.	18 Identify the problem and solution in your book.	19	20
21 Help mom or dad make a snack.	22 Use outside chalk on the outside. Draw and write what you see.	23 Complete the Match the Numbers sheet.	24 Write the names of your family members and add their ages together.	25 Do something new for someone.	26	27
28 Count the books and pages in the drawer. Which has more? How many more?	29 Complete the Add to Numbers sheet.	30	31			

I completed \_\_\_\_\_ days total including:



**JULY**

Monday	Tuesday	Wednesday	Thursday	Friday	Saturday	Sunday
1	2	3 Read a favorite book TWICE.	4 Draw things that end in 't' and 'n'.	5 Enjoy the Fireworks!	6	7
8 Draw a picture of what you did on July 7th.	9 Draw and write the steps for brushing your teeth.	10 Back out a funny bedtime story.	11 Play a board game with your family.	12 Write a letter to a distant relative.	13	14
15 Bake cookies. Mom has 8. How many cookies in all?	16 Read your book. Tell your mom or dad how many cookies it's a good book.	17 Complete the Matching Numbers sheet.	18 Watch a video on how a seed becomes a plant.	19 Complete the Long A Words sheet.	20	21
22 Write 5 words that end with 'ck'.	23 Draw and label what 2-D shapes you see.	24 Read a story and label the characters with voices.	25 Complete the Count on Paper.	26 Take a picture of a flower and draw it.	27	28
29 Practice writing sight words on the book with chalk.	30 Complete the patterns paper.	31 Count by 5s to 100.	32 Draw a picture with watercolors.	33 Count the items and make a Mom or Dad's wallet.		

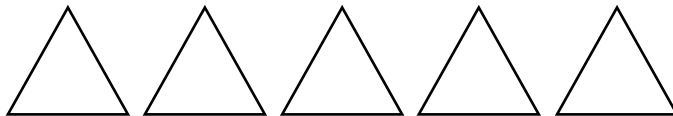
I completed \_\_\_\_\_ days total including:




**AUGUST**

Monday	Tuesday	Wednesday	Thursday	Friday	Saturday	Sunday
1	2	3	4	5	6	7
8	9	10	11	12	13	14
15	16	17	18	19	20	21
22	23	24	25	26	27	28
29	30	31	Have a GREAT Year!			

I completed \_\_\_\_\_ days total including:





# JUNE



	Monday	Tuesday	Wednesday	Thursday	Friday	
	1 Tell a pretend story with a beginning, middle and end.	2 Read a Dr. Seuss book. Fill in the rhymes.	3 Complete the letter "U" paper	4 Write a poem about someone in your family.	5 Take a walk and collect pieces of nature. Then, sort them.	6
7	8 Complete the Missing Number sheet.	9 Draw the main character in your book and list 2 traits.	10 Write a poem about your mom or dad.	11 Complete the Nature HUNT sheet.	12 Count a jar of pennies and group by tens and ones.	13
14	15 Count the cylinder shapes in the kitchen.	16 Measure the length of your kitchen.	17 Draw a butterfly with matching wings.	18 Complete the Base Ten Blocks Addition sheet.	19 Identify the problem and solution in your book.	20
21	22 Help mom or dad make a snack.	23 Lie outside and look at the clouds. Draw and write what you see.	24 Complete the Match the Numerals sheet.	25 Write the names of your family members and add their ages together.	26 Do something nice for someone.	27
28	29 Count the spoons and forks in the drawer. Which has more? How many more?	30 Complete the Add to Make Numbers sheet.				



U u

What has short  
u and long u?

Draw and label 2 words with the SHORT u sound.

X \_\_\_\_\_

X \_\_\_\_\_

Draw and label 2 words with the LONG u sound.

X \_\_\_\_\_

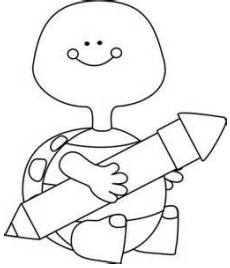
X \_\_\_\_\_






# What's the Missing Number?

Help the animals by writing the missing numbers in the empty boxes below.




40	41	42		44	45
----	----	----	--	----	----



89		91	92		94
----	--	----	----	--	----




29	28		26	25	24
----	----	--	----	----	----




98	99		101		103
----	----	--	-----	--	-----




50			47	46	
----	--	--	----	----	--



	30	31		33	34
--	----	----	--	----	----



# Let's Go on a Nature HUNT!



Go on a nature hunt. Draw and write about what you see.

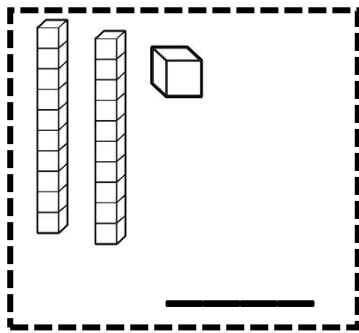
<hr/> <hr/> <hr/> <hr/>	<hr/> <hr/> <hr/> <hr/>
<hr/> <hr/> <hr/> <hr/>	<hr/> <hr/> <hr/> <hr/>



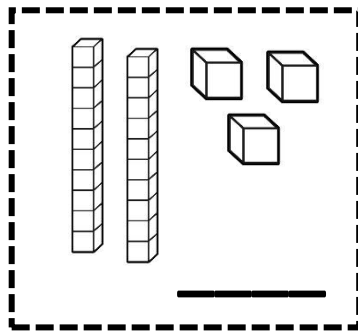
# adding

with Base Ten Blocks

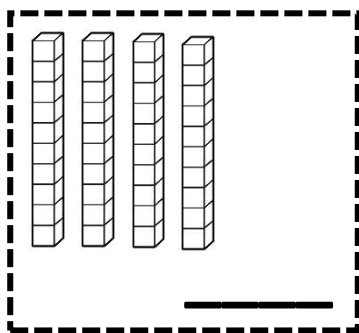
Count. Add. Write the new number.



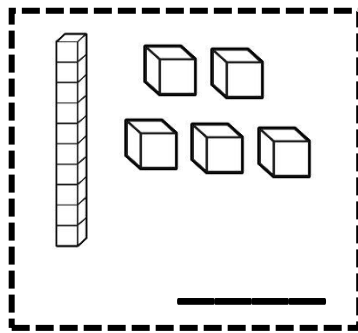
+



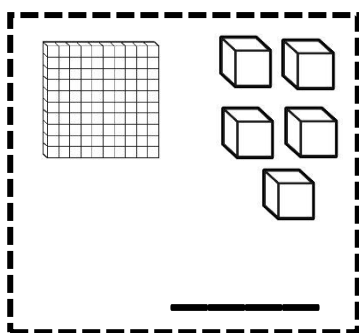
=



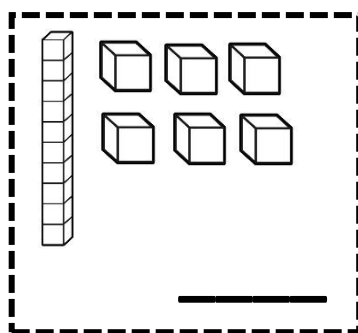
+



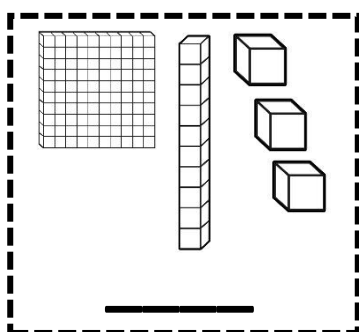

=



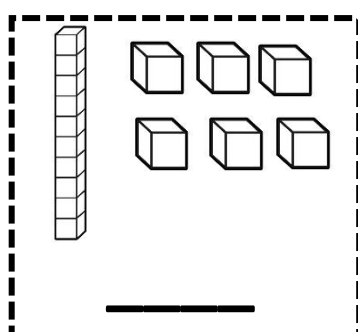
+



=




+



=





**MATCH** the words to  
the correct numeral.

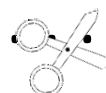
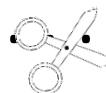
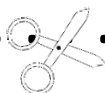
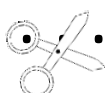
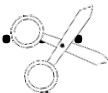
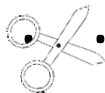
24

30


46

17

97

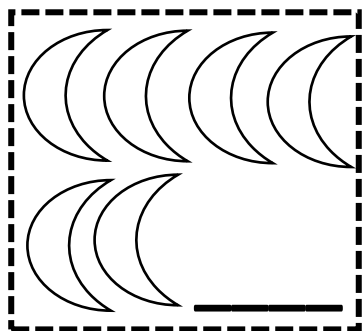


1 ten 7 ones	Twenty four	3 tens 0 ones	Ninety seven	4 tens 6 ones
-----------------	----------------	------------------	-----------------	------------------



# Draw MORE to make ?

Count. Write the number. Draw more.




+



=

15




+



=

20




+



=

22




+



=

18



# JULY

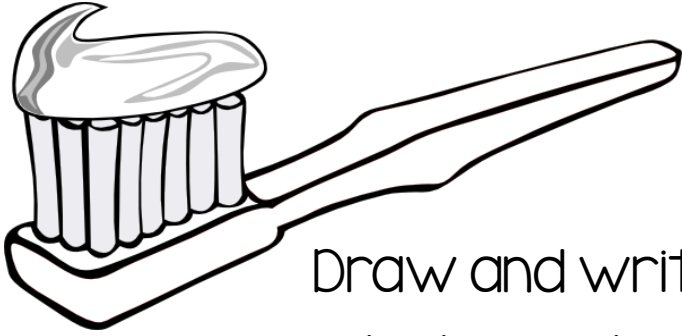


	Monday	Tuesday	Wednesday	Thursday	Friday	
			1 Read a favorite book. TWICE!	2 Draw things that end in "sh" and "ch."	3 Enjoy the fireworks.	4
5	6 Draw a picture of what you did on July 4 <sup>th</sup> .	7 Draw and write the steps for brushing your teeth.	8 Pick out a funny bedtime story.	9 Play a board game with your family.	10 Write a letter to a distant relative.	11
12	13 Solve. Dad has 34 cookies. Mom has 13. How many cookies in all?	14 Read your book. Tell your mom or dad why it's a good book.	15 Complete the Matching Numbers sheet.	16 Watch a video on how a seed becomes a plant.	17 Complete the Long A Words sheet.	18
19	20 Write 5 words that end with "ck."	21 Draw and label what 2-D shapes you see.	22 Read a Piggy and Gerald book with voices.	23 Complete the Count On paper.	24 Take a picture of a flower and draw it.	25
26	27 Practice writing sight words on the sidewalk with chalk.	28 Complete the patterns paper.	29 Count by 5s to 100.	30 Paint a picture with watercolors.	31 Count the pennies, dimes and nickels in Mom or Dad's wallet.	





# Here is how I brush my teeth!



Draw and write the steps that show what you do when you brush your teeth.

1

First, \_\_\_\_\_

\_\_\_\_\_

2

Next, \_\_\_\_\_

\_\_\_\_\_

3


Then, \_\_\_\_\_

\_\_\_\_\_

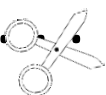
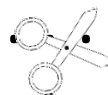
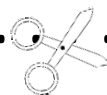
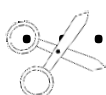
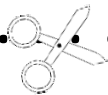
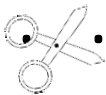
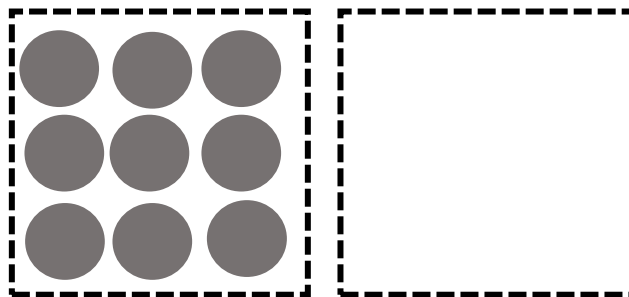
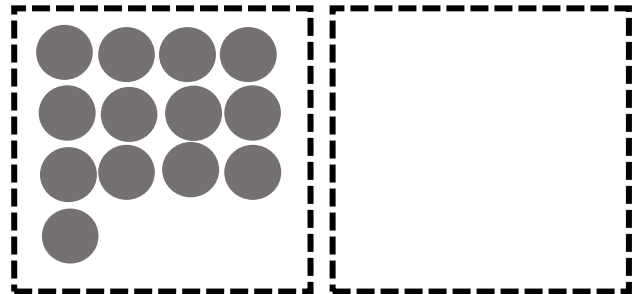
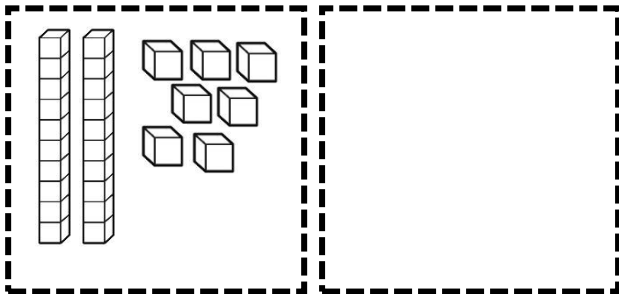
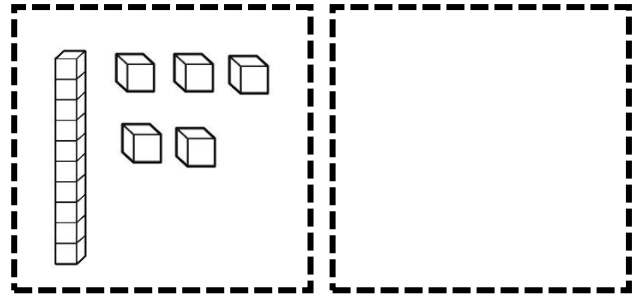
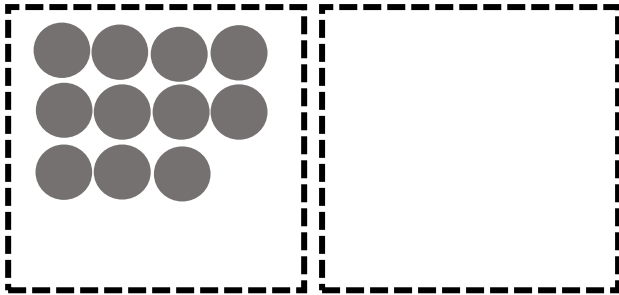
4

Last, \_\_\_\_\_

\_\_\_\_\_



# MATCH the numbers to the sets.



$17-8$

$6+5$

Twenty seven

$15-2$

fifteen



# Draw the Long a words.

rake

cake

chain

mane


tray

ape

lake

whale

train



# Count on!

Using the number line, find the total by counting on.

21	22	23	24	25	26	27	28	29	30
----	----	----	----	----	----	----	----	----	----

1.  $22 + 3 =$  \_\_\_\_\_

6.  $27 + 3 =$  \_\_\_\_\_

2.  $24 + 4 =$  \_\_\_\_\_

7.  $23 + 3 =$  \_\_\_\_\_

3.  $28 + 2 =$  \_\_\_\_\_

8.  $25 + 5 =$  \_\_\_\_\_


4.  $26 + 3 =$  \_\_\_\_\_

9.  $27 + 1 =$  \_\_\_\_\_

5.  $21 + 4 =$  \_\_\_\_\_


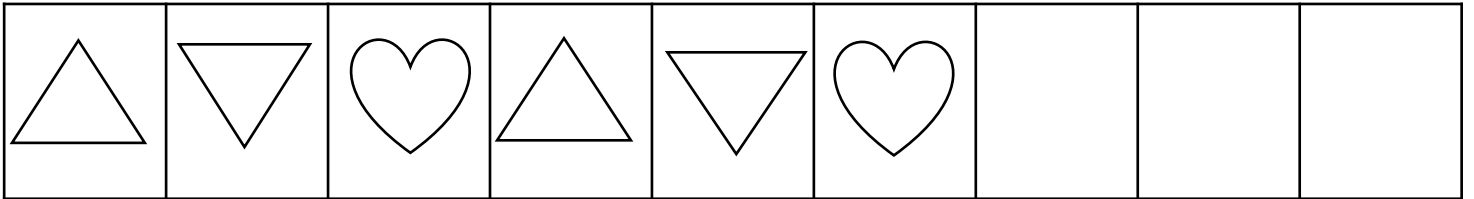

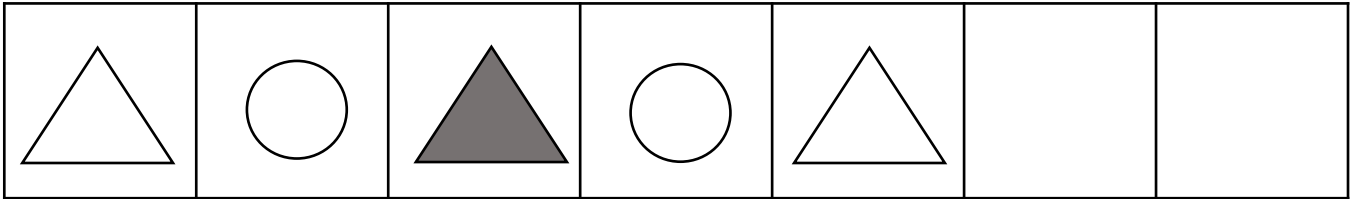
10.  $22 + 5 =$  \_\_\_\_\_

George sold 18 books on Monday. He sold 7 books on Tuesday. How many books did George sell in all?





# Complete the Pattern!

Complete the patterns below by drawing what comes next.



Now, can you make your own pattern?





# AUGUST



	Monday	Tuesday	Wednesday		Friday	
						1
2	3 Make an ALL ABOUT book about a favorite summer activity.	4 Write a persuasive letter to Mom or Dad with 3 reasons about why they should let you stay up later.	5 Complete the Match the Shape page.	6 Write teen number words using markers.	7 Write the days of the week in order.	8
9	10 Draw a picture of you!	11 Read your book. Identify the minor characters.	12 Interview the people in your house about their favorite foods.	13 Complete the sight words hunt.	14 Break down Mommy and/or Daddy's age into tens and ones.	15
16	17 Complete the Count and Write page.	18 Ask your parent to tell you about the day you were born.	19 Draw a picture of your family and label each person.	20 List as many "ug" family words as you can.	21 Draw and label your bedroom.	22
23	24 Copy 10 2-digit numbers you see in your house and arrange them in order.	2 Count down from 100 by tens.	26 Read your book. Draw what you see in your mind.	27	28	28

Have a GREAT Year!!



# All About

---

Written and Illustrated by

---

© Can't Stop Smiling

Handwriting practice lines consisting of solid top and bottom lines with a dotted midline. There are four sets of these lines.

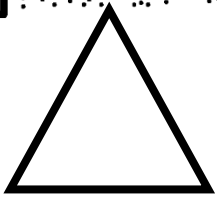
© Can't Stop Smiling

© Can't Stop Smiling


Handwriting practice lines consisting of solid top and bottom lines with a dotted midline, repeated four times.

© Can't Stop Smiling

Handwriting practice lines consisting of solid top and bottom lines with a dotted midline, repeated four times.




Count. Write the number and the number word.




\_\_\_\_\_

\_\_\_\_\_




\_\_\_\_\_

\_\_\_\_\_



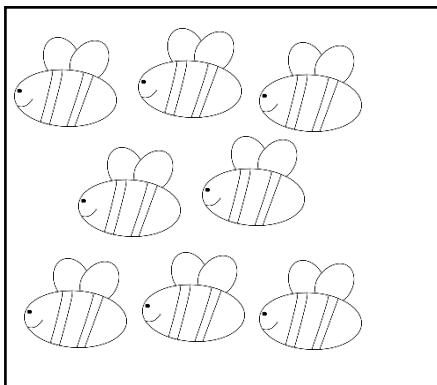
\_\_\_\_\_

\_\_\_\_\_




\_\_\_\_\_

\_\_\_\_\_



\_\_\_\_\_



\_\_\_\_\_

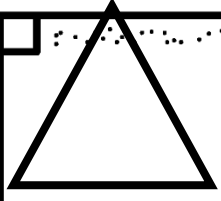


\_\_\_\_\_

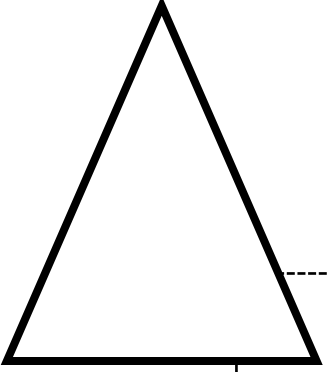
\_\_\_\_\_

Draw thirteen pencils. Break into tens and ones.







# Match the shape to the description.




Glue here



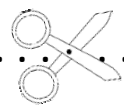
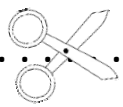
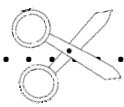
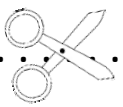
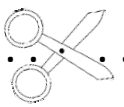
Glue here



Glue here



Glue here




I have equal sides.

I have 3 corners.

I have no sides.

I have 4 sides.




# Let's Go on a hunt for Sight Words!

Look for familiar sight words in your house.  
When you find a word, circle it, then write it 3  
times below.

these	very	about	always	are
because	does	like	they	some


_____	_____	_____
_____	_____	_____
_____	_____	_____

_____	_____	_____
_____	_____	_____
_____	_____	_____



Draw a picture of  
**YOU!**

MY SELF PORTRAIT

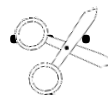
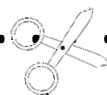
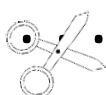
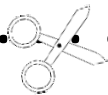
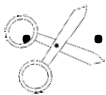
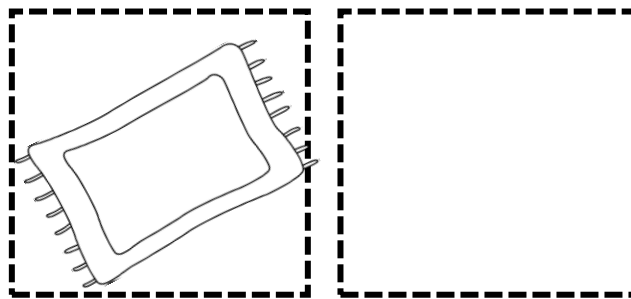








NOTE:

The next 16 pages  
are for those who  
want EVEN MORE  
practice! Enjoy!!

# MATCH the letters to the ending sounds of words.



g

k

r

l

b

# Let's Practice Handwriting!

Write each sentence on the line below in your BEST HANDWRITING.

We are going on a trip.

Mom and Dad are at work.

Sarah likes to read books.

Learning is fun at my school.

Now, write your OWN sentence.

# Let's Practice Handwriting!

Write each sentence on the line below in your BEST HANDWRITING.

Their family is leaving soon.

My dog eats all day long.

Tommy loves to write stories.


Her mom drives a blue car.

Now, write your OWN sentence.


# ch

## What begins with ch?

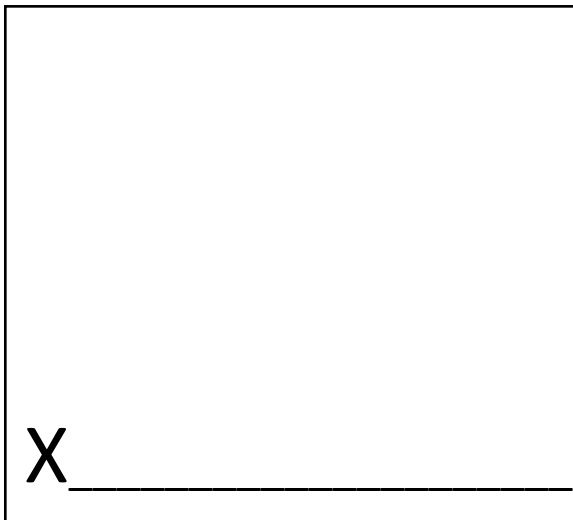
Draw and label 4 things that begin with the digraph ch.



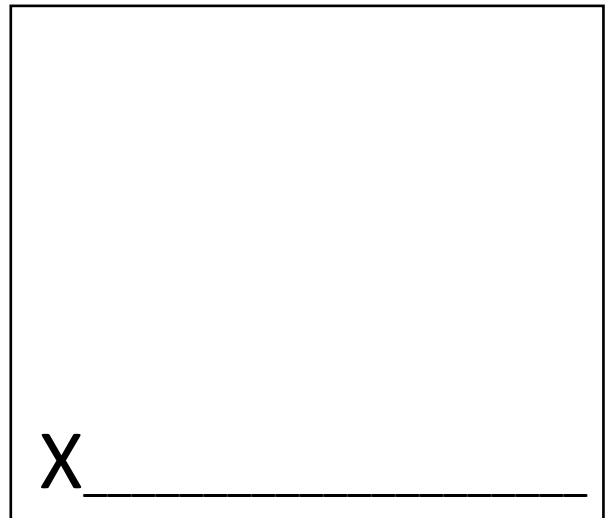
X \_\_\_\_\_



X \_\_\_\_\_



X \_\_\_\_\_




X \_\_\_\_\_

# sh

## What begins with sh?


Draw and label 4 things that begin with the digraph sh.



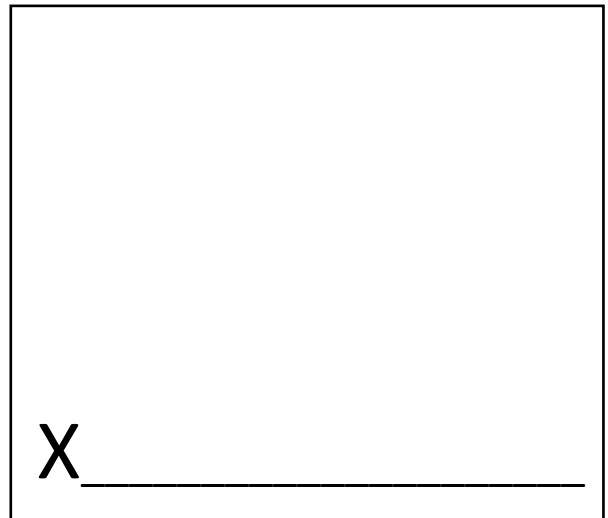
X \_\_\_\_\_



X \_\_\_\_\_



X \_\_\_\_\_




X \_\_\_\_\_




# th

## What begins with th?

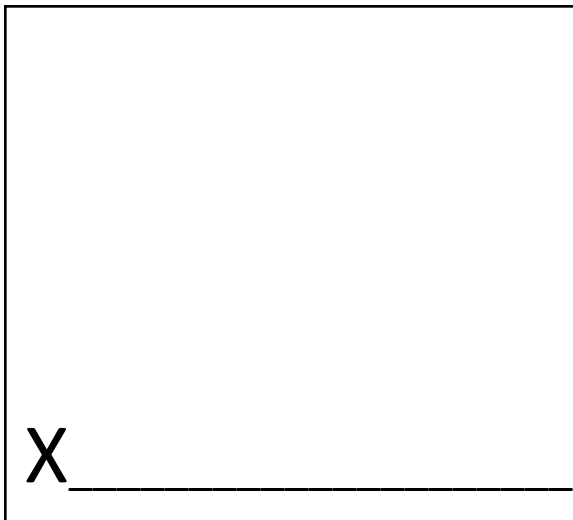
Draw and label 4 things that begin with the digraph th.



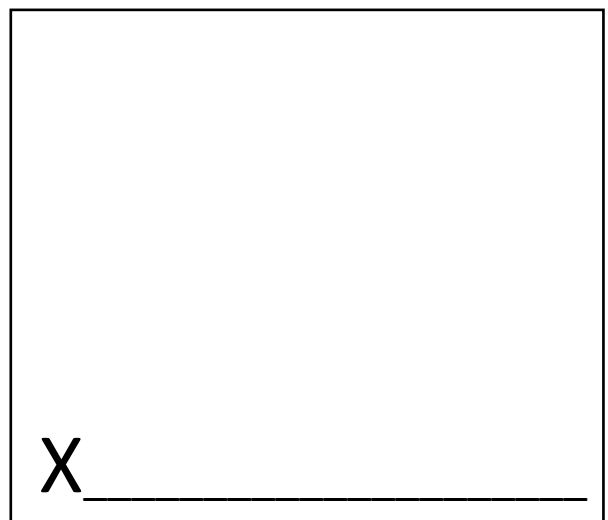
X \_\_\_\_\_



X \_\_\_\_\_



X \_\_\_\_\_




X \_\_\_\_\_


# st

## What begins with st?

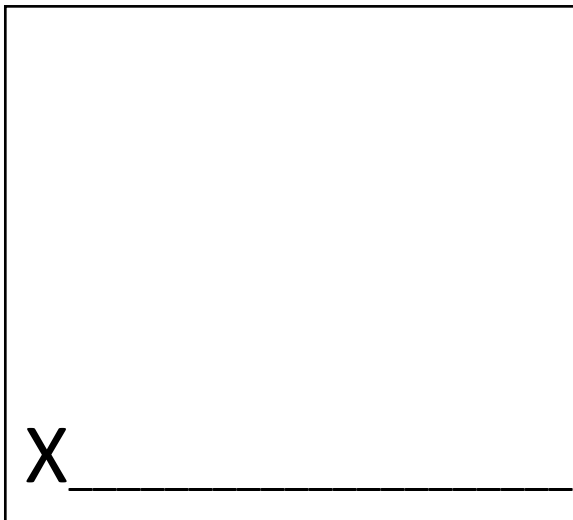
Draw and label 4 things that begin with the digraph st.



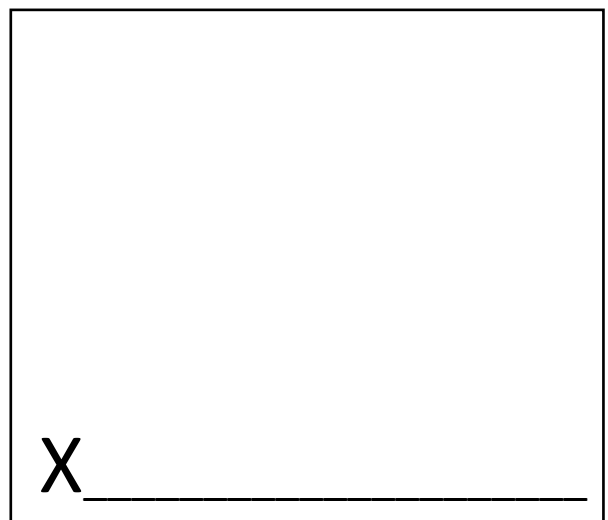
X \_\_\_\_\_



X \_\_\_\_\_



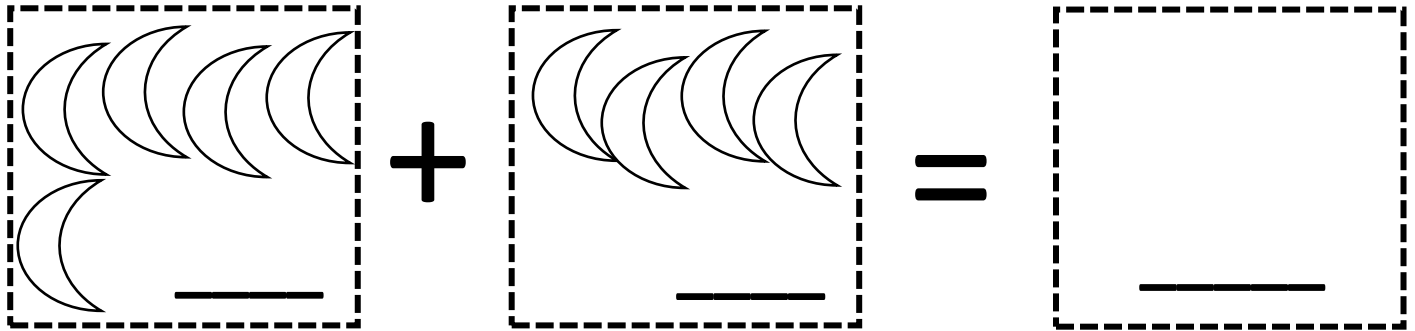
X \_\_\_\_\_




X \_\_\_\_\_

# Add it up!


Count. Write the number. Add together.  
Write the new number.



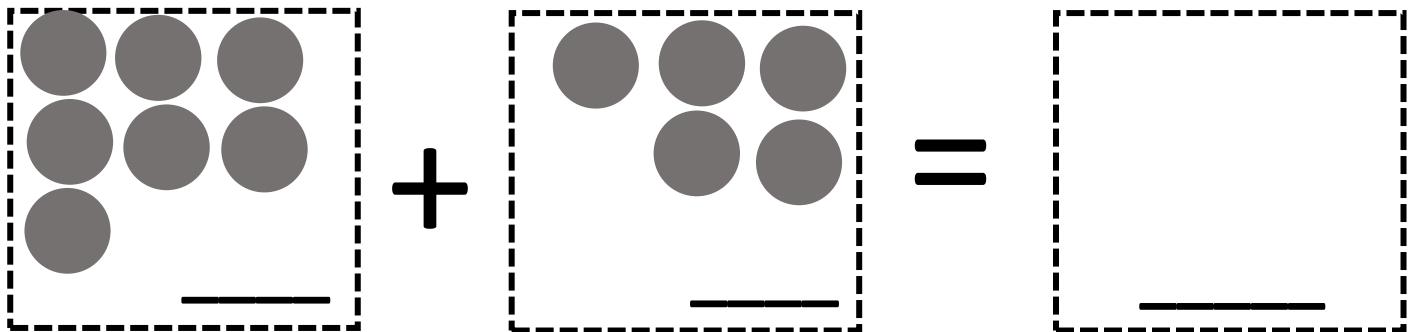
A dashed square box containing 7 crescent moons (6 in the top row, 1 in the bottom left) and a blank line at the bottom. This is followed by a plus sign, another dashed square box containing 5 crescent moons (3 in the top row, 2 in the bottom row) and a blank line at the bottom. This is followed by an equals sign and a final dashed square box with a blank line at the bottom.



A dashed square box containing 4 apples (2 in the top row, 2 in the bottom row) and a blank line at the bottom. This is followed by a plus sign, another dashed square box containing 6 apples (3 in the top row, 3 in the bottom row) and a blank line at the bottom. This is followed by an equals sign and a final dashed square box with a blank line at the bottom.

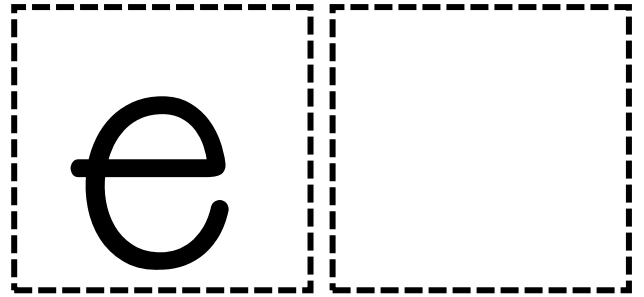


A dashed square box containing 6 hearts (3 in the top row, 3 in the bottom row) and a blank line at the bottom. This is followed by a plus sign, another dashed square box containing 8 hearts (3 in the top row, 5 in the bottom row) and a blank line at the bottom. This is followed by an equals sign and a final dashed square box with a blank line at the bottom.



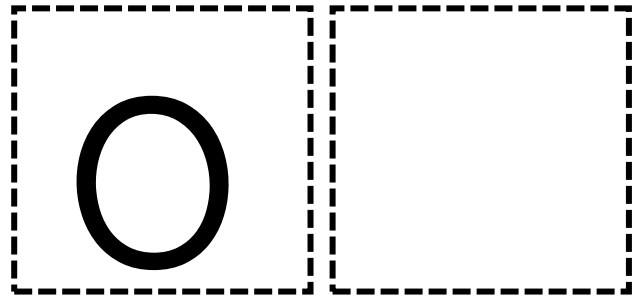
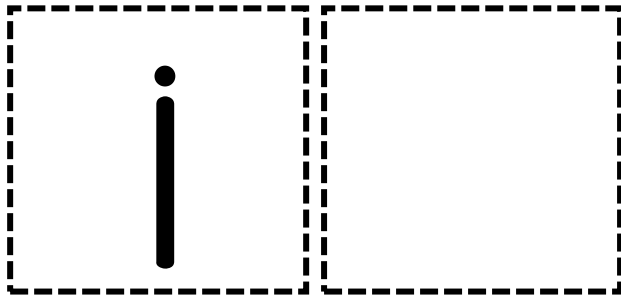
A dashed square box containing 8 circles (3 in the top row, 3 in the middle row, 2 in the bottom left) and a blank line at the bottom. This is followed by a plus sign, another dashed square box containing 6 circles (3 in the top row, 3 in the bottom row) and a blank line at the bottom. This is followed by an equals sign and a final dashed square box with a blank line at the bottom.

# MATCH the Long vowel sounds to the pictures and write the words.



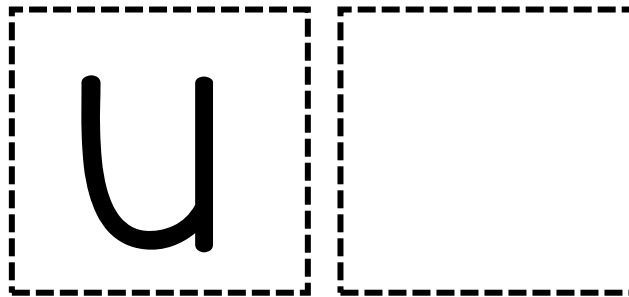
X \_\_\_\_\_

X \_\_\_\_\_

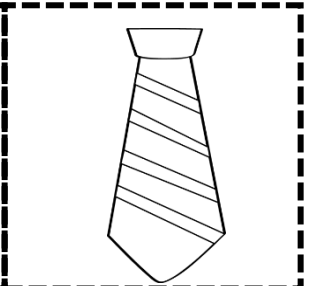


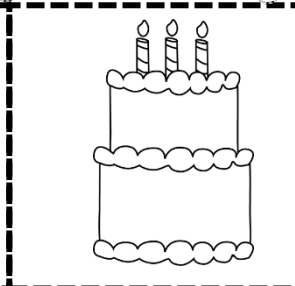




X \_\_\_\_\_

X \_\_\_\_\_



X \_\_\_\_\_



i

What has short i  
and long i?

Draw and label 2 words with the SHORT i sound.

X \_\_\_\_\_

X \_\_\_\_\_

Draw and label 2 words with the LONG i sound.


X \_\_\_\_\_

X \_\_\_\_\_

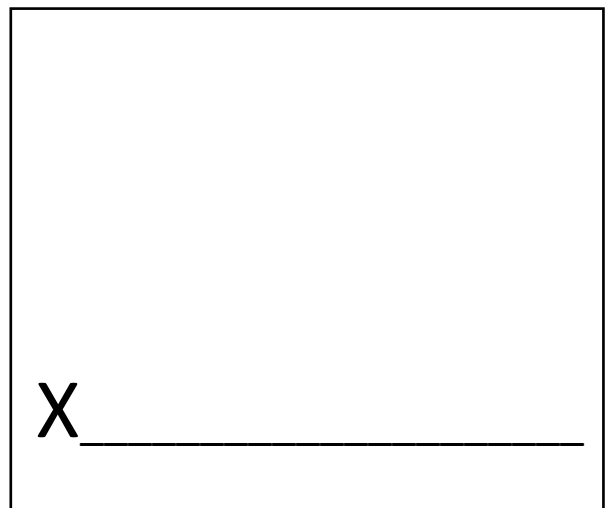
# O

## What has short o and long o?

Draw and label 2 words with the SHORT o sound.

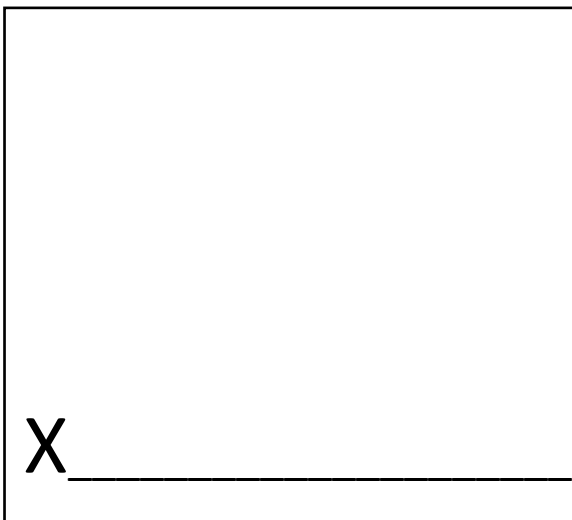


X \_\_\_\_\_

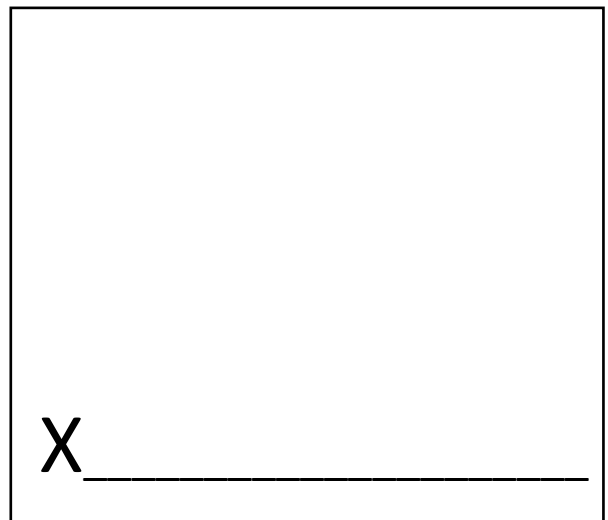


X \_\_\_\_\_


Draw and label 2 words with the LONG o sound.



X \_\_\_\_\_



X \_\_\_\_\_



# Here is how I make a sandwich!

Draw and write the steps that  
show what you do when you  
make a sandwich.

1

First, \_\_\_\_\_  
\_\_\_\_\_

2

Next, \_\_\_\_\_  
\_\_\_\_\_


3

Then, \_\_\_\_\_  
\_\_\_\_\_


4

Last, \_\_\_\_\_  
\_\_\_\_\_


# Match the animal to the description.




Glue here



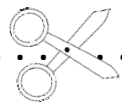
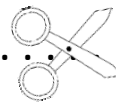
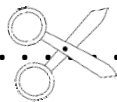
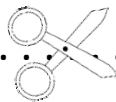
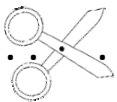
Glue here



Glue here



Glue here




I have wings but no feathers.

I have spinnerets.

I have claws and cubs.

I have a beak and feathers.





# Draw the Long O words.

bone

pole

boat

road

snow

toad

smoke

home

goat

# Color with addition.

KEY:

6- Yellow


7- Green

8- Pink

9- Purple

10- Orange

11- Red



# Color with addition.

KEY:

6- Brown

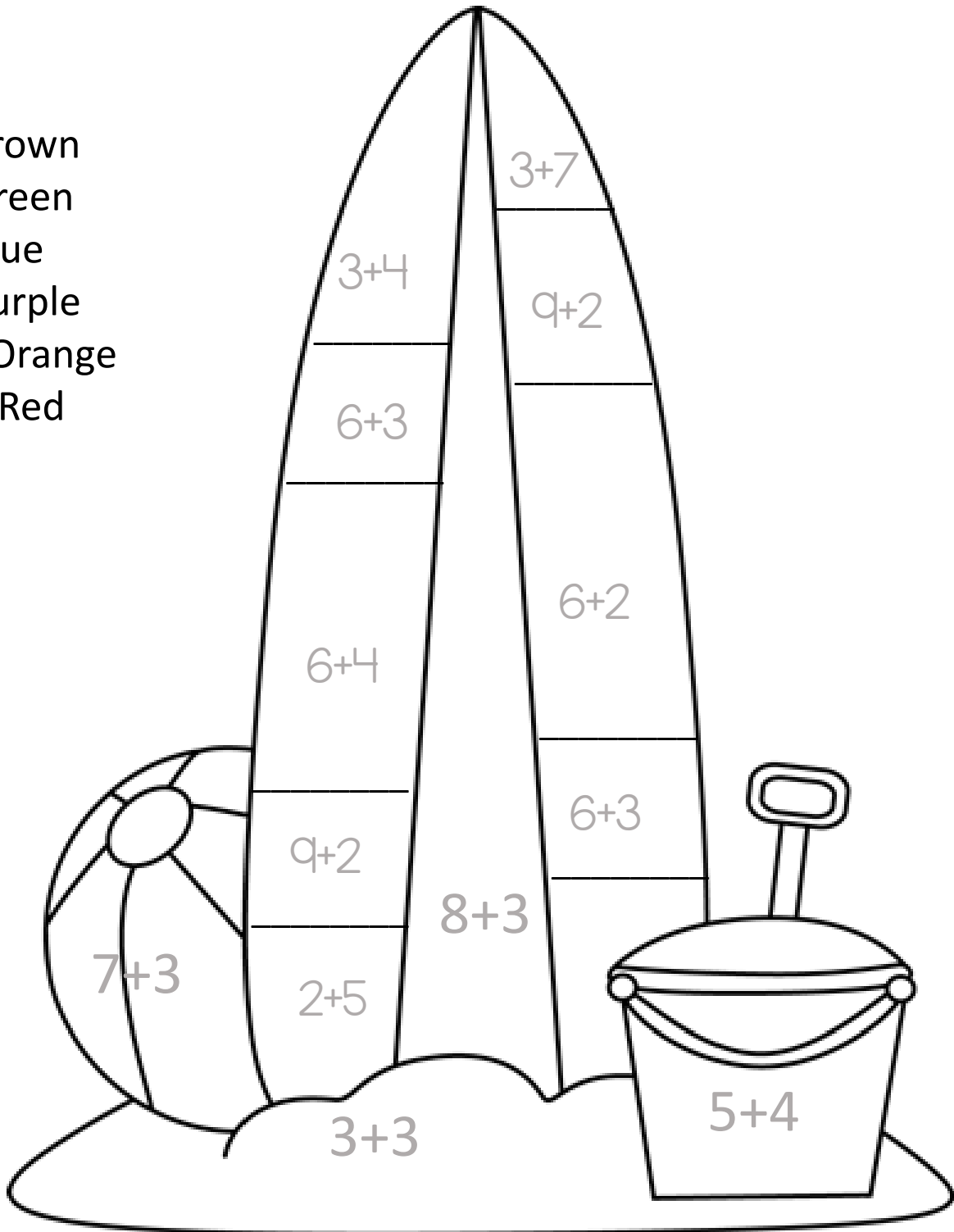
7- Green

8- Blue



9- Purple

10- Orange

1 1- Red



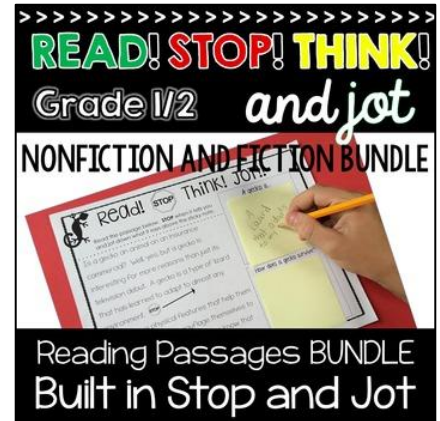
# Wishlist these \$ saving BUNDLES for **BACK to SCHOOL!**



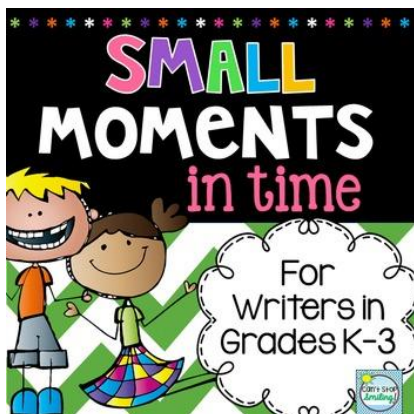
Grammar for the year with **PACING GUIDE**



Fluency, Nonfiction and **TONS** of Graphic Organizers



Reading Passages with **BUILT IN STOP AND JOT**




Tons of Tips and resources that take you Step by Step as you **STRETCH** those small moments

**Click here to follow me!**




Thank you for purchasing my product. If you have suggestions for improvement to my product, please feel free to email me at [2106sunshine@gmail.com](mailto:2106sunshine@gmail.com). Please remember you can earn TPT credits toward future purchases for leaving feedback at <http://teacherspayteachers.com/store/can't-stop-smiling>.

Click my button to follow my store!



Clip art: [mycutegraphics.com](http://mycutegraphics.com)



Fonts:



Thank you!