






At HOME

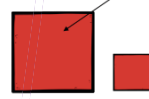





LANGUAGE SCAVENGER HUNT




LANGUAGE SCAVENGER HUNT
Kitchen

 spoon	 oven mitt
 fork	 spatula







LANGUAGE SCAVENGER HUNT
Concepts

 find something big	 find something little	 find something empty
 find something bumpy	 find something smooth	 find something full


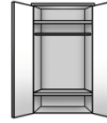




LANGUAGE SCAVENGER HUNT
Colors

 find something red	 find something orange	 find something yellow
 find something green	 find something blue	 find something purple

LANGUAGE SCAVENGER HUNT
Outside

 bush	 flower	 puddle
 rock	 tree	 grass

LANGUAGE SCAVENGER HUNT
Bedroom

 dresser	 socks	 pants
 window	 nightstand	 bed

LANGUAGE SCAVENGER HUNT
Bathroom

 toilet paper	 toothbrush	 comb
 washcloth	 towel	 toothpaste

LANGUAGE SCAVENGER HUNT

Cue CARD for PARENTS

How To Use:

Use these pictures to encourage exploration and movement while working on language development. You can encourage receptive language by having your child find the items on the scavenger hunt picture boards. Encourage expressive language by having your child name the items when they find them. You can also stretch this skill by having them say it in a sentence. Other ideas include: labeling the function of the object ("what do you use a spoon for?") or counting how many of each item they see.


Some of the picture boards have objects to find and some have concepts. All of these can elicit language, conversation and skill development.

LANGUAGE SCAVENGER HUNT


Kitchen




spoon



pan



oven mitt



cup




fork



spatula

LANGUAGE SCAVENGER HUNT

Kitchen



ice cream scoop



strainer




pepper



pot



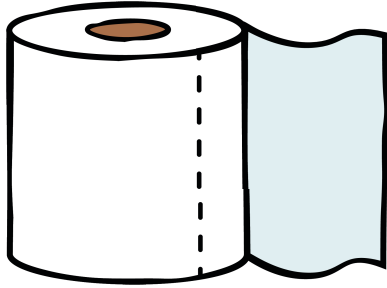
salt



can opener

LANGUAGE SCAVENGER HUNT

Bathroom




toilet paper



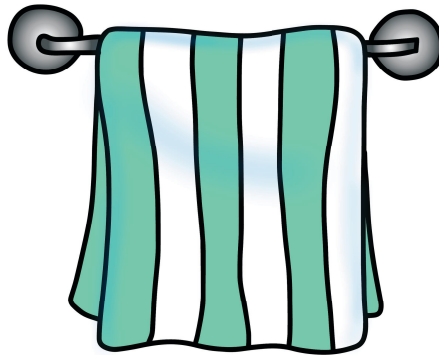
toothbrush




comb



washcloth




towel




toothpaste

LANGUAGE SCAVENGER HUNT

Bathroom




nail clipper




floss




hair dryer



band aid




brush



shampoo

LANGUAGE SCAVENGER HUNT


Bedroom



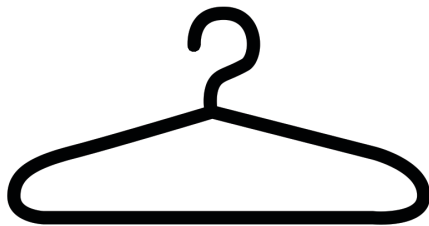
pillow



socks



pants



hanger



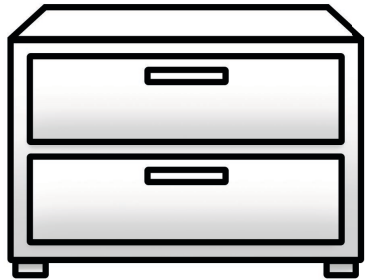
toy



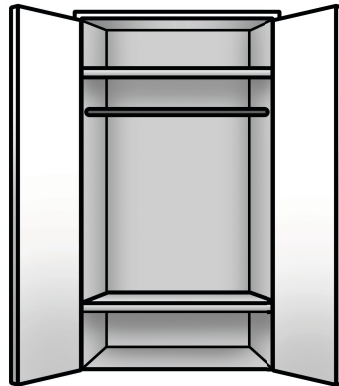
shirt

LANGUAGE SCAVENGER HUNT


Bedroom



dresser




closet



book



window




nightstand



bed

LANGUAGE SCAVENGER HUNT


Living Room



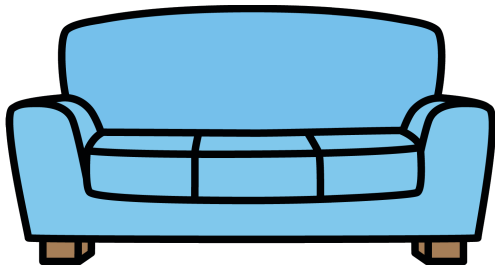
window




plant




chair



couch



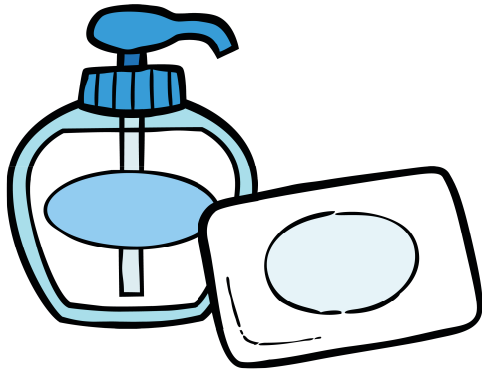
lamp



TV

LANGUAGE SCAVENGER HUNT


Anywhere



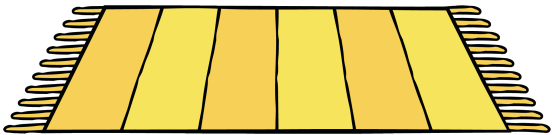
soap



shoes




tissues



rug




coat




picture

LANGUAGE SCAVENGER HUNT

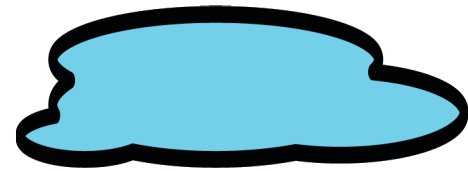
Outside




bush



flower



puddle



rock




tree




grass

LANGUAGE SCAVENGER HUNT

Body Parts



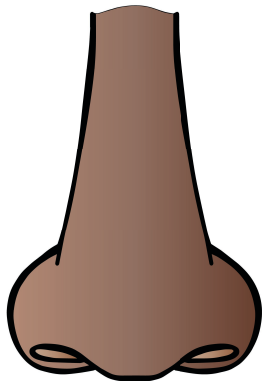
eye




mouth



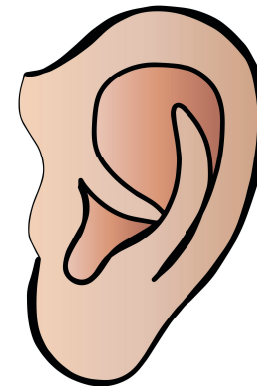
hand



nose



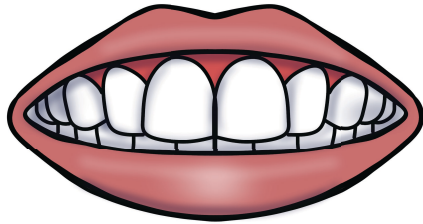
foot




ear

LANGUAGE SCAVENGER HUNT


Body Parts



teeth



shoulders



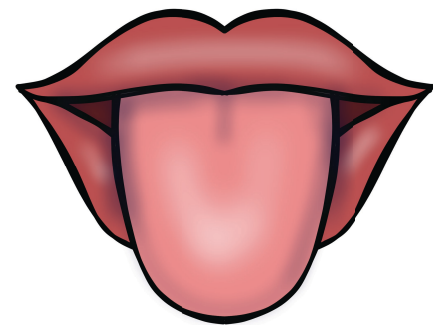
tummy



toes




finger



tongue

LANGUAGE SCAVENGER HUNT

Body Parts



fingernails



arm




hair



thumb



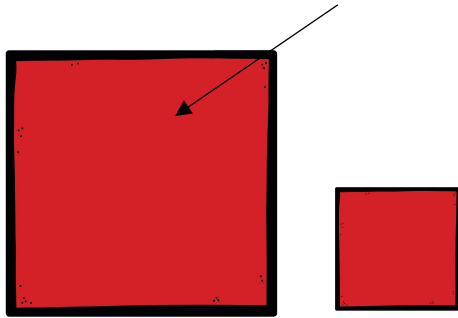
eyebrow




leg

LANGUAGE SCAVENGER HUNT

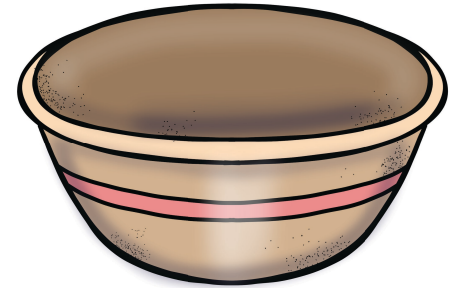
Concepts



find something big



find something little




find something empty



find something bumpy




find something smooth




find something full

LANGUAGE SCAVENGER HUNT


Colors




find something
red




find something
orange




find something
yellow



find something
green




find something
blue




find something
purple

LANGUAGE SCAVENGER HUNT


Shapes




find a circle



find a square



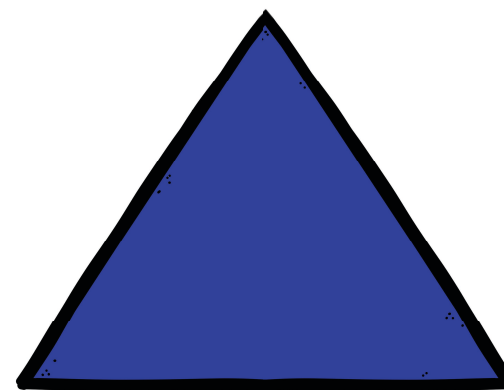
find a heart



find a diamond



find a star



find a triangle

AUTISM LITTLE LEARNERS

Copyright © 2020

Terms Of Use



I give permission to share this resource with parents for distance learning or at anytime for home carryover. This can be done by printing the resource off, posting on Seesaw or other online classrooms, as well as emailing to parents. Please give credit to Autism Little Learners. Thank you!



AUTISM little LEARNERS
WEBSITE/BLOG



Instagram

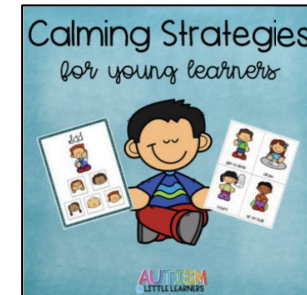


Connect!



Thank you for purchasing this activity from my store! I hope you find these materials as useful as I have in my classroom. Be sure to come back for newly added products!

Tara Tuchel, Speech/Language Pathologist

Credits



Thank You!

