

The Clever logo is displayed in white text on a purple background. The background of the entire slide is a dark, semi-transparent image of students in a classroom, with a purple gradient at the top.

Clever

Supporting Teachers to use Clever Portal

Tech Leaders

Agenda



Clever Overview



The Teacher Portal



Analytics


“What is Clever and how
does it *work*?”



Secure, single sign-on portal



Before



After

Clever syncs from your student information system



School



Student
Information
System



Clever



Learning
applications

Agenda



Clever Overview



The Teacher Portal



Analytics



Q&A

“What can *teachers* do
in Clever?”



Clever for teachers



Access
SSO into any application
Favorite resources
Search



Support
Teacher tools
Clever Badges



Classroom resources
Teacher Pages
Clever Library

“What’s *available* in the
teacher Portal?”



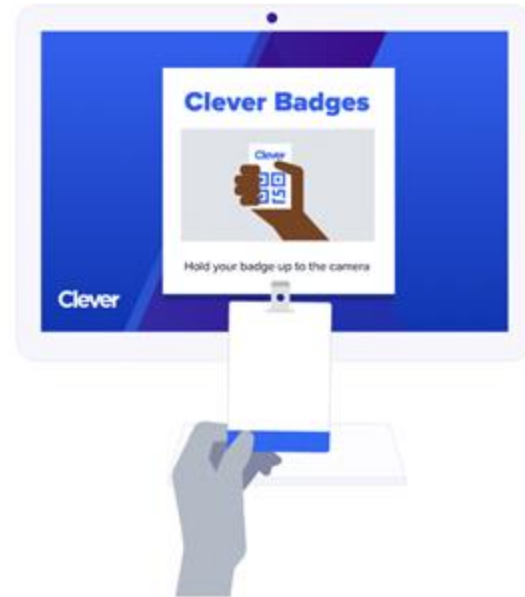
The Teacher Portal

The screenshot displays the Clever Teacher Portal interface. At the top, the navigation bar includes the Clever logo, the school name "Pine Hill Elementary", and tabs for "Homeroom", "Library", and "Classes". The "Library" tab is circled in blue, with a line pointing to a "Clever Library" callout. Below the navigation bar, the "Pages" section features three cards: "Dan's Page" (9 Resources, Only visible to you), "Mr. Kelly's Class" (155 Resources, Shared with all your students), and "District Page" (49 Resources, Shared by your district). The "Favorites" section shows a card for "IXL". The "Resources added by you" section displays a grid of resource icons including Solvely Dev, Actively Learn, CodeStars, Powtoon, Google Drive, Dictionary.com, Wikipedia, ALA Resources, and Syllabi, with a "+ Add" button. A secondary screenshot on the right shows the "Clever Library" page with a search bar and a "Most popular in your state" section featuring "Newsela", "Whoood's Reading", and "Edulastic".

Clever Library


Clever Badges

A fun, easy, and developmentally appropriate login method



Badges: How teachers saved 100k hours in a school year

6 creative ways teachers use Badges for delightful logins



Search for anything

The screenshot displays the Clever dashboard for Pine Hill Elementary. The top navigation bar includes 'Clever Pine Hill Elementary', 'Homeroom', 'Library', and 'Classes'. The main content area is divided into 'Favorites' (with a single icon) and 'Resources added by you' (a grid of 20 educational resource icons). A search dropdown menu is open on the right, showing a search bar with the letter 'S' and a list of results under the heading 'Your resources'. The results include: Scholarships.com (Link), ScholarMatch (Link), Studies Weekly (Single sign-on), ST Math (Link), Study Edge (Single sign-on), and Solvably (Dev) (Single sign-on). Below this, a 'Students' section lists Tracy Viscosi, Lisa Grizzel, and Jennifer Andricopoulos. The right edge of the dashboard shows a partial view of a user profile and a list of items.

“How can teachers help
students use their
applications in Clever?”





Teacher tools

Clever is committed to providing teachers with tools to keep students on task and ensure students aren't accessing each other's accounts.



Log a class out



Launch an application



Troubleshoot student logins

Troubleshoot student logins

The screenshot shows the Clever interface for a class named "Mr. Kelly's Class". The top navigation bar includes "Home room", "Library", "Classes", and a search bar. On the left, there is a "Students" section with a "Login tools" dropdown and a "Login Status" section showing a list of students: Dan Why, Jennifer Andricopoulos, John Prince, Kareem Guthrie, Lisa Grizzel, Lola Ryan, Tim Chouard, and Tracy Viscosi. A dropdown menu is open for "Dan Why", containing the following options: "Download badge or Void", "Backup login code...", "Reset student password...", and "View Student Information...". Below the student list, there is a "Math Time apps" section with icons for Imagine Math, Splash Math, MathXL, Brainiaccamp, BrainPOP, IXL, BrainPOP Jr., First in Math, and GO Math!

Generate a Badge

The screenshot shows the Clever interface for a class named "Mr. Kelly's Class". On the left, a "Students" list includes names like Dan Whay, Jennifer Andricopulos, John Prince, Kareem Guthrie, Lisa Grizzel, Lola Ryan, Tim Chounard, and Tracy Viscosi. A dropdown menu is open over the "Students" list, with the "Download badge or Void" option highlighted. Below the student list is a section titled "Math Time apps" which displays several educational app icons: Imagine Math, Splash Math, MathXL, Brainiaccamp, BrainPOP, IXL, BrainPOP Jr., First in Math, and GO Math!.

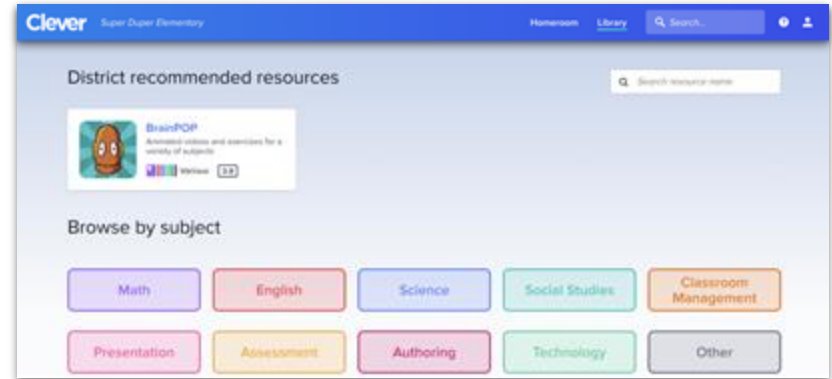
Download class set of Badges

The screenshot shows the Clever interface for a teacher's page. At the top, the Clever logo and 'Discovery Middle School' are visible. Below the header, there is a navigation bar with a 'Back' button, 'Students (all)', 'Edit student sharing', 'Login tools', and 'Download student Badges'. A large purple arrow points to the 'Download student Badges' option. To the right, the page title 'Ms. Henriquez's Page' is displayed with a cartoon owl icon and the text 'All the resources you need, in one place'. Below the navigation bar, there is a list of student names with radio buttons next to them, including Alvin Rau, Ana Barton, Angellique Treutel, Anne Satterfield, Antonio Kirlin, Antony Wyman, Barbara Jacobs, Beth Bruen, Betty Graham, Brandon Satterfield, Christine Hoppe, Cora Ryan, Cristen Sauer, Dallas Erdman, and Danilo Carter. At the bottom right, there is a 'Welcome to your new Page' message with a small graphic of a smartphone.

Clever © 2019. Ideas, questions, or problems? [Share your feedback.](#)

Clever Library

Access to countless free resources for you and your students!



Review and upvote apps in the Clever Library

The screenshot shows the Clever Library interface. At the top, there is a blue navigation bar with the Clever logo, the text "Super Duper Elementary", and links for "Homeroom" and "Library". A search bar is also present. The main content area is titled "Teacher reviews" and shows a 5-star rating with "3 teacher reviews". Below this, there are three category ratings: "Engaging: 5.0 of 5", "Educational: 5.0 of 5", and "Easy to Use: 5.0 of 5". A central form titled "Leave a review of Nearpod" includes a 5-star rating, a text input field for "WRITE A REVIEW (OPTIONAL)", and a "Submit" button. Below the form, two reviews are displayed. The first is by SHAWN L. (5 stars, May 8, 2019) who teaches grade 7 and writes: "We love Nearpod in our class. I even have students creating Nearpods as their presentation source. Told my college daughter about it, and she presented one to her class. They loved it." The second is by Alisha F. (5 stars, May 8, 2019) who teaches many grades and writes: "Great tool for formative assessment". At the bottom, there are "Prev" and "Next" navigation buttons with a page indicator "1".

Agenda



Clever Overview



The Teacher Portal



Analytics



Q&A

“How can I *measure*
teacher usage of Clever?”



See your analytics:

<https://schools.clever.com/analytics>

(If you don't have access, please request access from your district admin)



School level usage data

Number of scoped teacher logins?

Top applications?

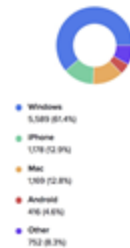
Badge usage?

Filters?

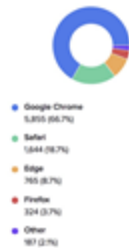
Login Method



Device



Browser



Analytics

[Export all data](#)

TIME RANGE: Last 28 days | UNITS: Absolute | APP TYPE: All Apps | APP TYPE: District-added
 SCHOOLS: Baymont Middle School | GRADES: All Grades | USERS: Students

Key Metrics

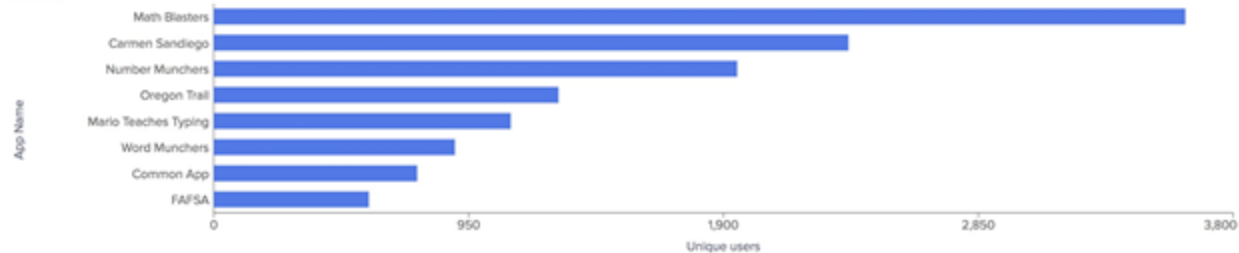
Usage by scoped users
 82.9% Students | 73.7% Teachers

Unique users
 6.8K Students | 386 Teachers

Total logins
 274.2K Students | 35.2K Teachers

Logins by App

[View more](#)



“How can I *learn* more
about Clever?”



Clever Academy



Enroll in free online courses and
become a *certified* Clever
Champion!

clever.academy

Clever Academy quick start videos

(only 6 minutes long!)



Quick start videos

Quick videos to get started on your journey with Clever

FREE

6 min

Lessons

About this course

Course Overview (6 min)

- ▶ 101: Clever in your classroom (1 min)
- ▶ 102: How to login to Clever (1 min)
- ▶ 103: Clever Badges in action (1 min)
- ▶ 104: Managing Badges in the Clever Portal (2 min)
- ▶ 105: How to use Teacher Pages

A photograph of two young girls sitting at a desk in a library or classroom. They are both wearing large, light blue headphones. The girl on the left is smiling and looking at a tablet computer held by the girl on the right. The girl on the right is looking intently at the tablet. In the background, there are bookshelves filled with books. The image has a semi-transparent dark overlay.

Clever

Thank you.

For more information, visit:

 [Clever.com](https://www.clever.com)

 [@Clever](https://twitter.com/Clever)