

GRADE K

---

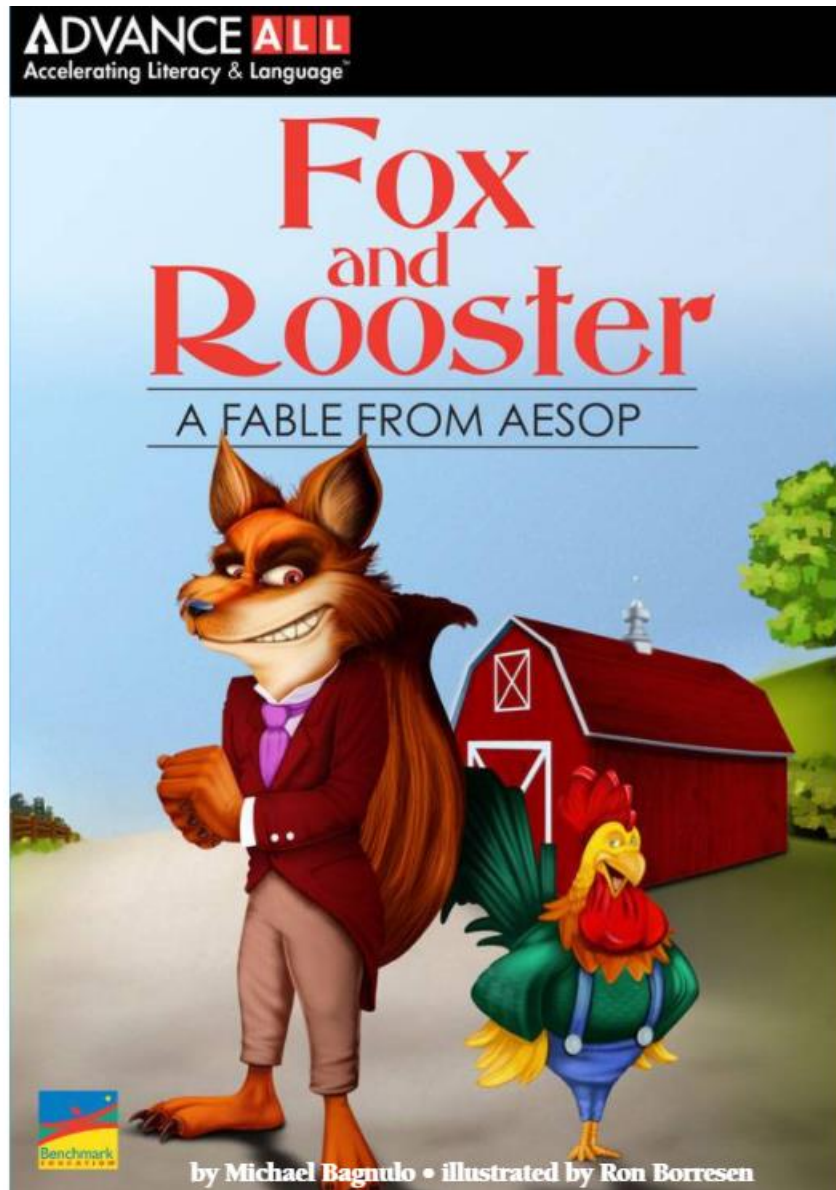
**Sub Plans**  
**Day 1, and 2**  
**ENL**

**Instructions:**

1. Click the book
2. Answer the reading question

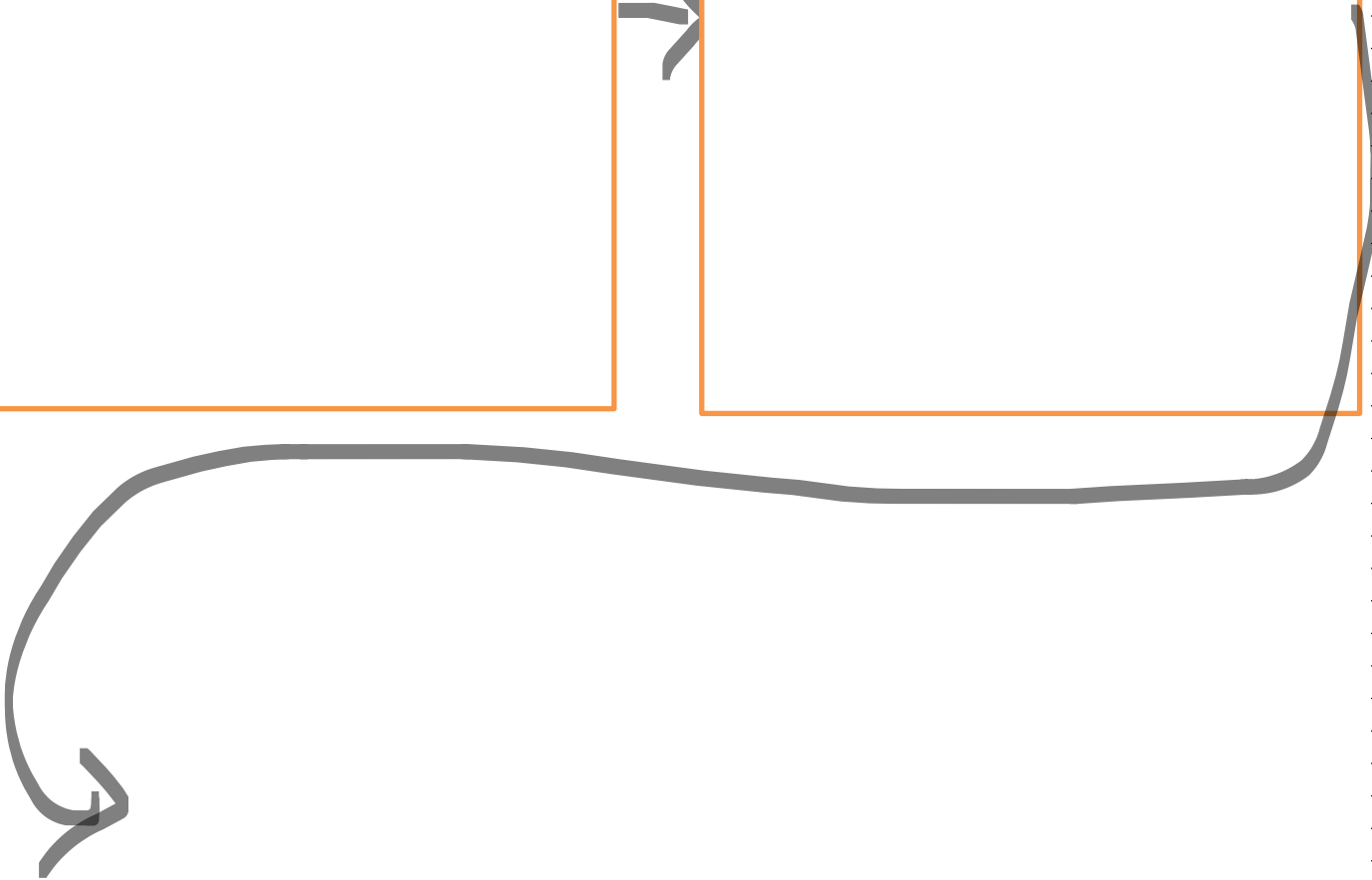

DAY 1

BOOK 1/Click the book



# READING QUESTION

What did the characters do in the story?



DAY 2

PHONICS PRACTICE

# LETTER Ff (Click)

Lets trace the uppercase and lowercase letter:

F

f

Draw pictures of words that begin with Ff.

# LETTER Ii (Click)

Lets trace the uppercase and lower case letter:

I

i

Draw pictures of words that begin with Ii.

# LETTER Pp(Click)

Lets trace the uppercase and lowercase letter:

P

p

Draw pictures of words that begin with Pp.



# LETTER Aa (Click)

Lets trace the uppercase and lower case letter:

A

a

Draw pictures of words that begin with Aa.

LETTER Mm (Click)

Lets trace the uppercase and lower case letter:


M

m

Draw pictures of words that begin with Mm.

# LETTER Tt (Click)

Lets trace the uppercase and lower case letter:



Draw pictures of words that begin with Tt.

Make words using the purple letters

M S T P N F B K H R

