

Edible Skeleton Bones

Use this activity to make a delicious treat.



Materials

1. white frosting



2. marshmallows



3. lollipop sticks



4. food writing pen



5. yoghurt-covered pretzels



6. butter knife



7. cupcakes in a holder or tin




8. scissors





Directions


1. Cut an inch off the lollipop stick and insert into cupcakes.




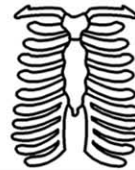
2. Slide pretzel onto stick.



3. Put a layer of frosting on top of pretzel.




4. Repeat 3 or 4 times to build the ribs.



5. Flatten marshmallow.



6. Draw a skeletal face (skull) on marshmallow.



7. Take broken pretzel pieces, dip into frosting and insert into top pretzel (to be arms).



8. Insert marshmallow face at the top of the lollipop stick.

