

Guided Reading Level D

Comprehension Passages with Text-Based Questions

Name _____

3D Shapes

The dice are cubes.
Cubes have 6 sides.



The ball is a sphere.
I can roll the ball.



The can of soup is a
cylinder. I like soup!



The ice cream is in a
cone. I **love** ice cream.
Yum! Yum!




Copyright © 2013 Anne Gardner (Common Core Connections)

Name _____



3 D Shapes



1. The _____ are cubes. 
- A. balls
B. dice
C. cans

2. I can roll the _____.
- A. ball and dice
B. bus and van
C. ice cream and soup

3. The can of soup is a _____.
- A. cube
B. cylinder
C. sphere

The ice cream is in a _____
soup
ball
cone



By Anne Gardner

This reading comprehension packet is designed to help kids work toward the goals of carefully reading Level D text and thoughtfully answering text-based questions.

This packet includes eighteen passages and four text-based multiple choice questions for each passage. With each passage, there is also a written response page consisting of fill in the blank questions or sentence writing prompts. (A bonus passage about the American flag is also included.)

This resource supports the following Student Outcomes and related Common Core Standards:

- Students will ask and answer questions about key details in a text (RL.1.1 and RI.1.1).
- Students will read common high-frequency words by sight (RF.K.3c).
- Students will recognize and read grade-appropriate irregularly spelled words (RF.1.3g).
- Students will read with sufficient accuracy and fluency to support comprehension (RF.1.4).
- Students will read grade-level text with purpose and understanding (RF.1.4.A).

These passages are useful for small group work, choral reading, fluency work, intervention sessions, homework and literacy centers. I often have students go on "scavenger hunts" to find and highlight words with long vowels, words with specific endings, words from our word wall, etc.

Answering text-based questions early in the process of learning to read helps students learn to slow down and problem solve. Working through these activities, students frequently reread to find evidence to support their answers. As they do so, both their fluency and comprehension improve. Students learn to search for information in text, a skill that will benefit them throughout their school careers.

Thanks so much for your purchase. If you have questions or concerns, please feel free to contact me. I would love to hear from you!


Sincerely,

Anne Gardner (NBCT, Literacy)


Name _____

Look Out!


The dog can see the cat.
Look out, cat!



The cat can see the bird.
Look out, bird!



The bird can see the bee.
Look out, bee!




The bee can see the dog.
Look out, dog!



Name _____



Look Out!



1. The cat can see the _____ .

- A. pig
- B. bird
- C. bee

2. The dog can see the _____.

- A. cat
- B. bird
- C. pig

3. The bird can see the _____.

- A. dog
- B. bee
- C. bus

4. The bee can see the _____ .



- A. dog
- B. cat
- C. pig

Name _____

Look Out!

Directions: Label each animal. Look back in the story to find the spelling.


* Bonus: Write a sentence about each picture.*



Name _____

Flying


This bird is flying.
It is flying to its nest.



The bat is flying too.
It is flying to its cave.



This butterfly is flying.
It is flying to a flower.



The plane is flying.
It is flying in the sky.




Bats and birds and planes
can fly. Why, oh why,
can't I?

Name _____



Flying



1. The _____ is flying to its cave.

- A. butterfly
- B. bird
- C. bat

2. The butterfly is flying to _____.

- A. a flower
- B. a nest
- C. the sky

3. The _____ is flying to its nest.

- A. bat
- B. butterfly
- C. bird

4. The plane is flying _____.


- A. in the sky
- B. over the house
- C. by the bird

Name _____

Flying

Directions: Label each picture. Look back in the story to find the spelling.

* Bonus: Write a sentence about each picture.*



Name _____

3D Shapes

The dice are cubes.
Cubes have 6 sides.



The ball is a sphere.
I can roll the ball.



The can of soup is a
cylinder. I like soup!



The ice cream is in a
cone. I **love** ice cream.
Yum! Yum!



Name _____



3 D Shapes



1. The _____ are cubes.

- A. balls
- B. dice
- C. cans

2. The _____ is a sphere.

- A. can
- B. ball
- C. soup

3. The can of soup is a _____.

- A. cube
- B. cylinder
- C. sphere

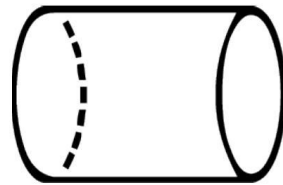
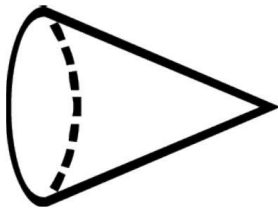
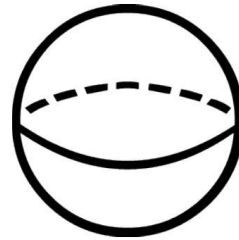
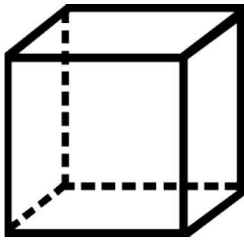
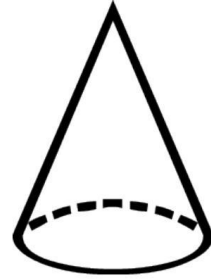
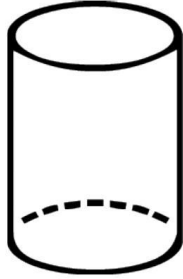
4. The ice cream is in a _____.

- A. soup
- B. ball
- C. cone

Name _____

3 D Shapes


Label each shape. Look back in the story to find the spelling.




Name _____

What Can Go Up?


The rocket can go up.
It can go to the moon.




The balloon can go up.
It can go over the house.



The bird can go up.
It can go up in the tree.



The kids can go up. They
go up on the swings.



Name _____



What Can Go Up?

1. The _____ can go to the moon.

- A. bird
- B. balloon
- C. rocket

2. The balloon can go over the _____.

- A. rocket
- B. moon
- C. house

3. The _____ can go up in the tree.

- A. rocket
- B. bird
- C. house

4. The kids go up on the _____.




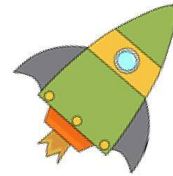

- A. rocket
- B. swings
- C. house

Name _____

What Can Go Up?



Directions: Label each picture. Look back in the story to find the spelling.

* Bonus: Write a sentence about each picture.*



Name _____

What Pet Did She Get?





The girl got a pet. She likes to run and play with her pet.

Her pet has four legs and a long tail. It wags its tail when it sees her.

She can hug her pet.

What pet did she get?

Name _____



What Pet Did She Get?

1. The girl likes to _____ with her pet.

- A. run and play
- B. take a nap
- C. swim

2. The girl's pet has _____.

- A. a long tail
- B. long legs
- C. a tank to swim in

3. The girl's pet can _____.

- A. swim with her
- B. sing to her
- C. wag its tail

4. The girl's pet is a _____.

- A. cat
- B. fish
- C. dog


Name _____

Directions: Fill in the blanks. Look back in the story to find the spelling.

What Pet Did She Get?

The girl did **not**

get a _____.




She did **not** get a



or

a

_____.




The girl got a

_____!



Name _____

What Pet Did He Get?



The boy got a pet. He likes to hear his pet sing. His pet can sit on his hand.

His pet has 2 legs and 2 wings.

It lives in a cage and it likes to eat seeds.

What pet did he get?

Name _____



What Pet Did He Get?

1. The boy likes to _____ .

- A. run and play with his pet
- B. hear his pet sing
- C. swim with his pet

2. The boy's pet can _____ .

- A. run with him
- B. sit on his hand
- C. go for a walk with him

3. The boy's pet likes to _____ .

- A. play ball
- B. eat seeds
- C. go out to play

4. The boy's pet is a _____ .

- A. cat
- B. bird
- C. dog

Name _____

Directions: Fill in the blanks. Look back in the story to find the spelling.


What Pet Did He Get?

The boy did **not**

get a _____.



He did **not** get a



_____.


or



a _____.

The boy got a



_____!



Name _____

This Little Turtle

This little turtle is
sitting on a log.
He likes the
sun!




Turtles have four legs.
They have a hard shell
to keep them safe.

This little turtle eats bugs
and plants. It snaps at
bugs as they fly by.

Name _____

This Little Turtle



1. Turtles have _____ legs.
- A. two
 - B. four
 - C. six

2. Turtles have a shell to keep them _____.
- A. green
 - B. safe
 - C. wet


3. This turtle is on a _____.
- A. sun
 - B. log
 - C. bug

4. This turtle likes the _____.
- A. sun
 - B. moon
 - C. dog

Name _____

Directions: Fill in the blanks. Look back in the story to find the spelling.

This Little Turtle



The little turtle is sitting
on a _____.

Turtles have a hard
_____.

This little turtle likes to
eat _____
and _____.

Name _____

Spiders



Spiders have 8 legs.
They like to eat bugs.

Some spiders are little and
some spiders are big.

This spider made a big
web to catch bugs in.

Frogs like to eat spiders.
Look out, little spider!



Name _____



Spiders

1. A spider can make a _____ .
- A. bug
 - B. frog
 - C. web

2. Spiders have _____ legs.
- A. 2
 - B. 6
 - C. 8


3. Spiders like to eat _____.
- A. bugs
 - B. frogs
 - C. cake

4. Frogs like to eat _____ .
- A. spiders
 - B. fish
 - C. webs

Name _____

Directions: Fill in the blanks. Look back in the story to find the spelling.

Spiders



A spider has

8 _____.

Spiders eat _____.

A spider can make a

_____.


Some spiders are little and

some spiders are _____.

Name _____

Dinosaurs


What did this
little dinosaur eat?
He ate plants.
Yum! Yum!



What did this
big dinosaur
eat? He ate
little dinosaurs.
He saw the
little dinosaur.

The little dinosaur ran and
ran. He got away. He was
a fast little dinosaur!

Name _____



Dinosaurs



1. The _____ dinosaur ate plants.
- A. little
 - B. big
 - C. red

2. The _____ dinosaur ate little dinosaurs.
- A. little
 - B. big
 - C. red

3. The little dinosaur got _____.
- A. eaten
 - B. away
 - C. sick

4. The little dinosaur was _____.
- A. big
 - B. red
 - C. fast

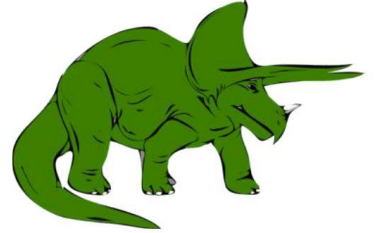
Name _____

Directions: Fill in the blanks. Look back in the story to find the spelling.

Dinosaurs

This is a little

_____.



It liked to eat _____.



This is a _____
_____ dinosaur.

The big dinosaur ate

little _____.

Name _____

The Butterfly


The butterfly lays
some eggs on a leaf.



A caterpillar comes
out of an egg.
It eats and eats.



The caterpillar makes
a chrysalis.




A butterfly comes out
of the chrysalis!

It flies away. Soon,
it will lay eggs.



Name _____



The Butterfly



1. The butterfly lays _____ on a leaf.

- A. caterpillars
- B. down
- C. eggs

2. A caterpillar comes out of an _____.

- A. tree
- B. egg
- C. leaf

3. The _____ makes a chrysalis.

- A. egg
- B. caterpillar
- C. leaf



4. A _____ comes out of the chrysalis.

- A. egg
- B. caterpillar
- C. butterfly

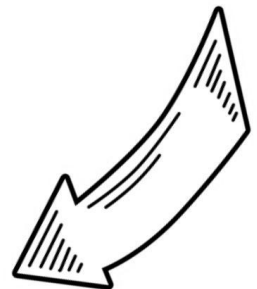


Name _____

Use these words to label the stages of the life cycle of the butterfly:

butterfly **eggs** **chrysalis** **caterpillar**



Butterfly
Life
Cycle



Name _____

Ladybugs

This ladybug is red with black spots.



Ladybugs have six legs.
They have four wings to
help them fly.

Ladybugs help farmers by
eating little bugs
that are bad for
plants.

Most farmers
like ladybugs!



Name _____

Ladybugs



1. Ladybugs have _____ legs.

- A. two
- B. four
- C. six

2. Ladybugs have _____ wings.

- A. two
- B. four
- C. six

3. Ladybugs help _____.

- A. farmers
- B. spiders
- C. little bugs

4. Ladybugs eat _____.

- A. little bugs
- B. farmers
- C. big bugs

Name _____

Directions: Fill in the blanks. Look back in the story to find the spelling.

Ladybugs

This ladybug is red
with _____ spots.



Ladybugs have six _____.

They have four wings to
help them _____.

Ladybugs help _____

by eating little

_____ that

are bad for plants.




Name _____

Pets

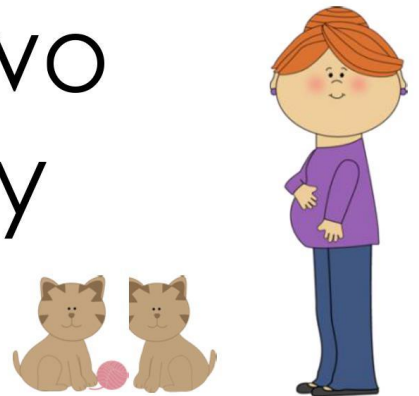
This boy said, "Here is my dog. He likes to run and play. I love my dog!"



The girl said, "This is my little bird. My bird can sing for me!"



Mom said, "I have two cats. They like to play with the ball."



Dad said, "We have a lot of pets!"

Name _____



Pets



1. The _____ has a dog.

- A. mom
- B. boy
- C. girl

2. The dog likes to run and _____.

- A. ride
- B. play
- C. swing

3. The _____ has a bird.

- A. mom
- B. boy
- C. girl

4. Mom has two _____.

- A. dogs
- B. cats
- C. birds

Name _____

Directions: Fill in the blanks. Look back in the story to find the spelling.

Pets



This boy loves his


_____.

His dog can run and _____.

The girl has a little

_____. Her bird can


_____ for her!



Mom has two _____.

They like to play

with the _____.



Name _____

Hey Diddle Diddle


Hey diddle diddle,
the cat had a fiddle.



The cow jumped
over the moon.



The little dog laughed
to see such sport,
and the dish ran away
with the spoon.



Name _____



Hey Diddle Diddle

1. The dish ran away with the _____.

- A. cow
- B. dog
- C. spoon

2. The _____ jumped over the moon.

- A. cow
- B. dog
- C. cat

3. The _____ had a fiddle.

- A. dog
- B. cat
- C. cow


4. The dog is _____.

- A. little
- B. big
- C. mad

Name _____

Hey Diddle Diddle


Directions: Write a sentence about each picture.




Name _____

In the Forest


I went to the forest.
What did I see?
I saw a little blue bird
and it saw me.




I went to the forest.
What did I see?
I saw a little fawn
and it saw me.



I went to the forest.
What did I see?
I saw a red fox
and it saw me.




I went to the forest.
What did I see?
I saw a big brown bear
and it saw me.

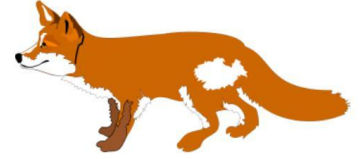


I **ran** out of the forest!

Name _____



In the Forest



1. The _____ was red.

- A. fox
- B. bird
- C. bear

2. The bird was _____.

- A. brown
- B. red
- C. blue

3. The bear was _____.

- A. big and red
- B. big and brown
- C. little and brown

4. The _____ were little.

- A. fawn and bear
- B. bird and fawn
- C. fox and bear

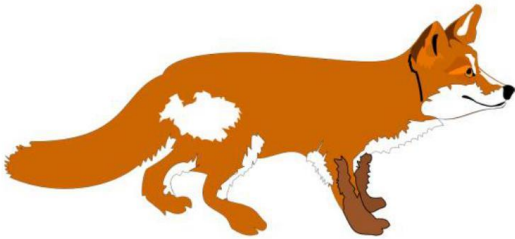
Name _____

In the Forest

Directions: Write a sentence about each animal.



fawn



fox



bear

Name _____

Red Light, Red Light

Red light, red light,
up on top.

Red light, red light,
stop, stop, stop!



Green light, green light,
down below.

Green light, green light,
go, go, go!

Yellow light, yellow light,
in between, below red
and above green!

Name _____



Red Light, Red Light

1. The _____ light is on top.

- A. green
- B. yellow
- C. red

2. The green light means cars can _____ .

- A. go
- B. stop
- C. be green

3. The yellow light is _____ .

- A. above the red light
- B. above the green light
- C. below the green light

4. The _____ light means cars must stop.

- A. yellow
- B. green
- C. red

Name _____

Red Light, Red Light

The red light is up
on _____.

When the light is red,
cars must _____.




The _____ light is below.
When the light is green,
the cars can _____.

The lights are **r**_____,
y_____ and **g**_____.

Name _____

Baby Animals


A baby pig is called a piglet.



A baby cow is called a calf.



A baby duck is called a duckling.



A baby horse is called a foal.
That's one big baby!



Name _____



Baby Animals



1. A baby duck is called a _____ .
- A. ducklet
 - B. duckling
 - C. little quack

2. A _____ is a baby cow.
- A. piglet
 - B. calf
 - C. call

3. The _____ is one big baby!
- A. piglet
 - B. duckling
 - C. foal

4. A piglet is _____.
- A. a baby pig
 - B. a big pig
 - C. a pig you let in the house

Name _____

Baby Animals

Directions: Write a sentence about each baby animal.



Name _____

Helping

Pam is helping. She is washing the dishes.



Tom is helping too. He is watering the plant.



Joe is setting the table. He is helping.



Fred is helping too.
He is feeding the dog.



We can all help!

Name _____



Helping



1. We can all _____.
- A. jump
 - B. help
 - C. hop

2. Tom is _____.
- A. washing the dishes
 - B. setting the table
 - C. watering the plant

3. _____ is washing the dishes.
- A. Tom
 - B. Fred
 - C. Pam

4. Joe is _____.
- A. washing the dishes
 - B. setting the table
 - C. feeding the dog

Name _____

Helping


Directions: Write a sentence about how each child is helping.



Name _____

Itsy Bitsy Spider


The itsy bitsy spider
went up the water spout.



Down came the rain,
and washed the spider out.




Out came the sun,
and dried up all the rain.



And the itsy bitsy spider
climbed up the spout again.

The itsy bitsy fly
went up the water spout.

He got stuck in the web
and he didn't get back out.



Out came the spider,
and ate that little fly.

And that was the end
of the fly – goodbye!

Name _____

Itsy Bitsy Spider



1. The _____ dried up all the rain.

- A. sun
- B. spider
- C. water spout

2. The _____ washed the spider out.

- A. sun
- B. rain
- C. web

3. The _____ got stuck in the web.

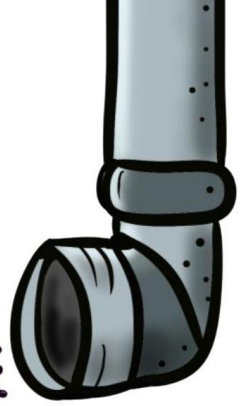
- A. rain
- B. spider
- C. fly

4. The spider _____ .

- A. is big
- B. ate the fly
- C. played in the rain

Name _____

Itsy Bitsy Spider




The itsy bitsy _____
went up the water spout.

Down came the _____,
and washed the _____ out.



Out came the _____,
and dried up all the _____.



And the itsy bitsy spider _____
climbed up the _____ again.



Name _____

Our Flag



This is our flag. It is red, white and blue.


Our flag has 50 stars. Each star stands for a state.

Our flag has 7 red stripes and 6 white stripes.

We love our flag!



Name _____



Our Flag

1. Our flag has 7 _____ stripes.
- A. red
 - B. white
 - C. blue

2. Our flag has 6 _____ stripes.
- A. red
 - B. white
 - C. blue

3. Our flag has 50 _____.
- A. stripes
 - B. stars
 - C. flags

4. Our flag is red, white and _____.
- A. pink
 - B. blue
 - C. green

Name _____

Our Flag

stars →




← stripes

This is our _____. It is red,
white and _____.

Our flag has 50 _____.

It has 7 _____ stripes
and 6 _____ stripes.

We love our flag!



Answer Key for Level D Passages

Look Out

1. B
2. A
3. B
4. A

Flying

1. C
2. A
3. C
4. A

3 D Shapes

1. B
2. B
3. B
4. C

What Can Go Up?

1. C
2. C
3. B
4. B

What Pet Did She Get?

1. A
2. A
3. C
4. C

What Pet Did He Get?

1. B
2. B
3. B
4. B

This Little Turtle

1. B
2. B
3. B
4. A

Spiders

1. C
2. C
3. A
4. A

Dinosaurs

1. A
2. B
3. B
4. C

The Butterfly

1. C
2. B
3. B
4. C

Ladybugs

1. C
2. B
3. A
4. A

Pets

1. B
2. B
3. C
4. B

Hey Diddle Diddle

1. C
2. A
3. B
4. A

In the Forest

1. A
2. C
3. B
4. B

Red Light, Red Light

1. C
2. A
3. B
4. C

Baby Animals

1. B
2. B
3. C
4. A

Helping

1. B
2. C
3. C
4. B

Itsy Bitsy Spider

1. A
2. B
3. C
4. B



Our Flag

1. A
2. B
3. B
4. B

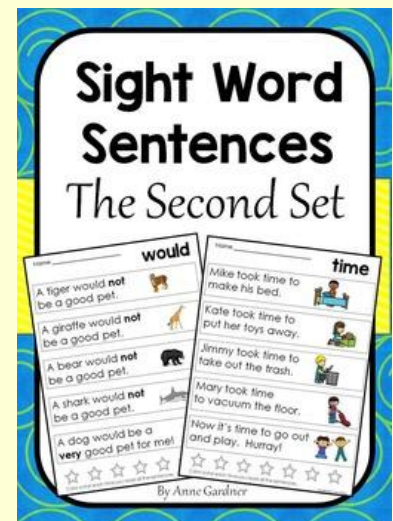

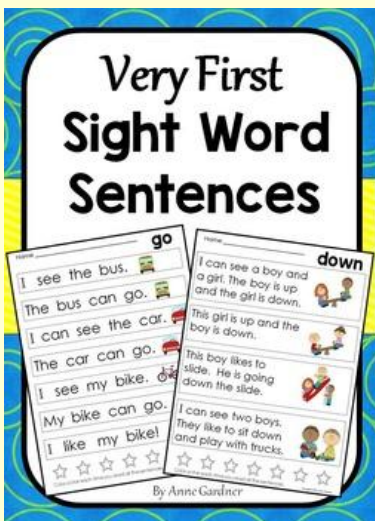
Graphics and Fonts By:



MyCuteGraphics



Also Available from Anne Gardner:



Your purchase grants you a license to use with your own students. If you have colleagues who would like to use this item, please refer them to [my shop](#). Many thanks, Anne Gardner