


Enrico Fermi
School

PowerTeacher Pro Training

March 20, 2024 ; May 8, 2024; TBD




Session 1 - March 20, 2024

- ☐ CATEGORIES

- ☐ WEIGHTED GRADEBOOK VS. TOTAL POINTS

- ☐ SETTING UP YOUR GRADEBOOK



Categories

- ❑ What categories do you plan to incorporate in your gradebook?
 - District Created- Test, Quiz, Project, Classwork, Homework
- ❑ How do you create a new Category?
 - Select the class(es).
 - Color code a category for ease of use.
 - Assignment Defaults for points and score type.
- ❑ Edit a category after creating it.
 - How to make a district category inactive or delete a category.
 - Check box for inactive categories.

Setting up your Gradebook

- ☐ What is the difference between **Weighted Gradebook vs. Total Points?**
 - Total Points- default for every marking period.
- ☐ How do you set up an individual marking period for weighted averages for a class.
 - Copy the marking period weights to other marking periods.
 - Copy the class setup to all other classes.

Session 2 – May 08, 2024

- ☐ REVIEWING: TOTAL POINTS VS. WEIGHTED
- ☐ SCHOOLLOGY LINKING OF GRADES
- ☐ CREATING AN ASSIGNMENT
- ☐ ASSIGNMENTS DUE DATES
- ☐ EXTRA CREDIT – ETC.



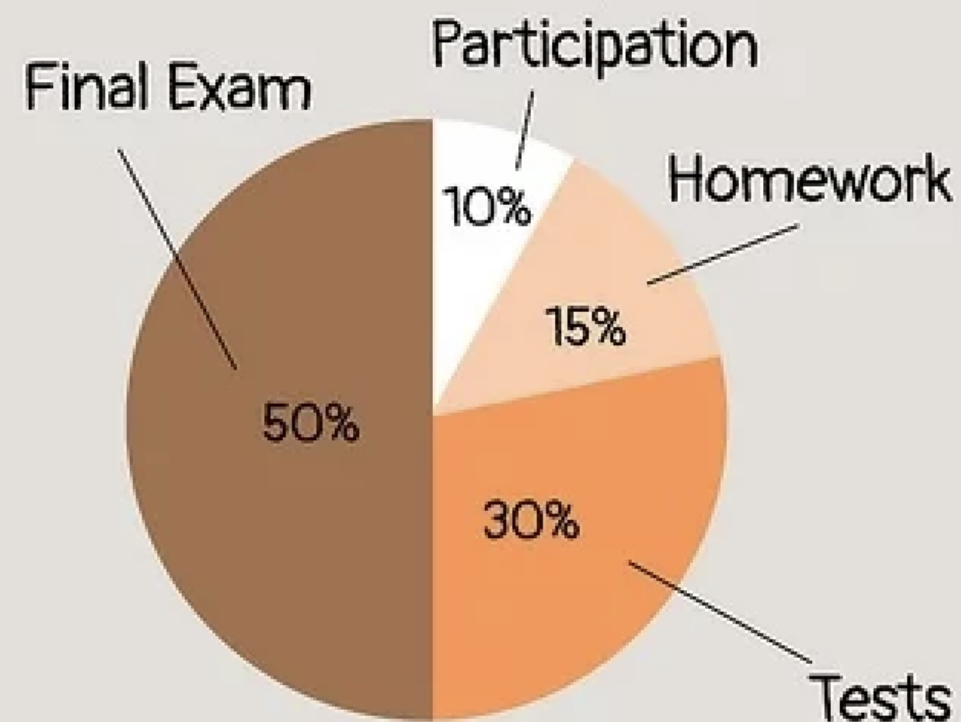
YONK
PUBLIC SC

Total Points vs Weighted

POINT SYSTEM

Assignment 1 — 14 points
Assignment 2 — 14 points
Assignment 3 — 14 points
Assignment 4 — 14 points
Assignment 5 — 14 points
Test — 30 points

WEIGHTED GRADE SYSTEM



WEIGHTED – GRADED ITEMS ARE ASSIGNED TO CATEGORIES; EACH CATEGORY IS ASSIGNED A PERCENTAGE OF THE OVERALL FINAL GRADE TOTALING 100%

TOTAL POINTS – GRADED ITEMS ARE EACH WORTH A SPECIFIC NUMBER OF POINTS THAT ARE COMBINED TO CALCULATE THE FINAL GRADE

Schoology Update

- SCHOOLGY ASSIGNMENT GRADES CAN BE SYNCED TO POWERTEACHER PRO
- FYI – GRADES ARE NOT 100% ACCURATE WHEN SYNCING
- GRADES CAN BE ACCURATE HOWEVER ADDITIONAL STEPS NEED TO BE TAKEN ON SCHOOLGY
- ADDITIONAL TRAININGS SHOULD BE AVAILABLE TO CORRECT THIS ISSUE



YONK
PUBLIC SC

Creating an Assignment

- ☐ Select the class for the assignment.
 - How to add assignment to more than 1 class.
- ☐ Choose the correct category.
 - Each assignment point total is auto populated.
- ☐ Select the due date.
- ☐ Extra Credit and Weighing an assignment.
 - Can only be done when using points.
 - If using percent- Assignment needs to be scored out of 100.
- ☐ How to see all your assignments.
 - Editing and putting grades in after the assignment was created.

Session 3 - TBD

☐ ASSIGNMENT NOTES

☐ NEXT STEPS

☐ GENERATE REPORTS

☐ FAQs



YONK
PUBLIC SC

Assignment Notes

- ❑ Leaving an assignment score blank for a student does not give them a zero. A “0” must be inputted.
- ❑ How to put a note for a student to help remind you why a grade was given.
- ❑ Use the fill option to mass fill a whole column with the same score.

Assignment Next Steps

- ❑ How to assign to individual students only.
- ❑ How to publish the assignment on a specific date.
- ❑ How to change the due date on one assignment for different classes.

Using the PowerTeacher Pro

Gradebook

- ☐ How do you generate a report for a class or an individual student?
- ☐ How to access the gradebook to see:
 - Category totals.
 - Scoresheet.

FAQ's

- **Schoology**- Continue to use Schoology to import all grades to PTP. Set up in the beginning of school year. *(NOTE: Schoology grade imports need to be adjusted on schoology to link up correctly to PowerTeacher Pro)*
- **Transfers**- Students between teacher courses can be done individually.
 - Out of building mid year transfers will have grades sent via email to new teacher.
- **Resources**- Can be found on the YPS Instructional Technology Web Page.
sites.google.com/ypsinstructionaltechnology