



FIFTH GRADE
THANKSGIVING
PACKET
NOVEMBER 23-26, 2023



MS

FIFTH GRADE
THANKSGIVING
PACKET
NOVEMBER 23-26, 2023



MS

Name _____ Date _____

Read a Sign for Store Hours

Store Hours			
Mon.	9:30 am	to	7:00 pm
Tues.	9:30 am	to	9:30 pm
Wed.	9:30 am	to	7:00 pm
Thur.	10:00 am	to	9:00 pm
Fri.	9:30 am	to	10:00 pm
Sat.	11:00 am	to	5:00 pm
Sun.	Closed	to	

Abbreviations to Know

a.m. or AM is an abbreviation for the times of the day between midnight and noon (origin from Latin *ante meridiem*, meaning "before midday" or "before noon")

p.m. or PM is an abbreviation for the times of day between noon and midnight (origin from Latin *post meridiem*, meaning "after midday" or "after noon")



Think About It!

Many stores have longer hours on Fridays and Saturdays. Why do you think stores stay open later on these days?

Be Smart!

You can usually count on a store to be open during the hours their sign says they'll be open. But most stores are closed on holidays. This information might not be posted on the sign. Can you think of a holiday when a store will likely be closed?

Vocabulary Quick Check

Is it a.m. or p.m.?

1. Is 2:30 in the afternoon a.m. or p.m.?

2. Is 11:59 at night a.m. or p.m.?

3. Is 12 noon a.m. or p.m.?

Name _____ Date _____

Read a Sign for Store Hours

Step 1 Look at the store hours information below that was posted online.

Caravelle Electronics

Allwood Street Location
 1430 Allwood Street
 Denver, CO 80202
 303-555-0000
 electronics@caravelle.com

Colfax Avenue Location
 256 Colfax Avenue
 Denver, CO 80206
 303-800-2229
 electronics@caravelle.com

	Store Hours
Monday	7:00 a.m. to 9:00 p.m.
Tuesday	7:00 a.m. to 9:00 p.m.
Wednesday	7:00 a.m. to 9:00 p.m.
Thursday	7:00 a.m. to 9:00 p.m.
Friday	7:00 a.m. to 11:00 p.m.
Saturday	9:00 a.m. to 11:00 p.m.
Sunday	10:00 a.m. to 6:00 p.m.

	Store Hours
Monday	9:00 a.m. to 10:00 p.m.
Tuesday	9:00 a.m. to 10:00 p.m.
Wednesday	9:00 a.m. to 10:00 p.m.
Thursday	9:00 a.m. to 10:00 p.m.
Friday	9:00 a.m. to 11:00 p.m.
Saturday	9:00 a.m. to 11:00 p.m.
Sunday	9:00 a.m. to 6:00 p.m.

Step 2

Answer these questions.

1. How late can you shop at this store on a Saturday night?

2. Is either location open at 8:00 a.m.? If so, which one?

3. Is either location open until midnight? If so, which one?

4. Which location is opened the latest on Mondays and Tuesdays?

5. Which location opens the earliest?

6. Which location stays open the latest on most nights?

7. Which location has longer hours on Sundays?

8. Suppose you wanted to ask the store if an item is in stock before you go to the store. What are two ways you could contact the store to ask your question?



Write About It!

Imagine that you own a store. Your store is open every day from 10 a.m. until 5 p.m. It is closed on Sundays. On a separate sheet of paper, make a sign that displays your store hours.

Name _____ Date _____

Read an Invitation & Directions



Shhh... It's a Surprise!!!

For: Miguel's 10th Birthday

Date: Friday, May 3rd

Time: Please arrive at 4:30! Don't be late!

Place: Miguel's Home
65 Ridge Road

R.S.V.P. Regrets Only by email:
m.family@martinez.com

Directions from school to our home:

Head out of the school driveway and make a right on Oak Street.

Walk two blocks.

Turn left onto Ridge Road.

Go to the end of Ridge Road.

Our home is at the intersection of Ridge Road and Pine Lane.

It's a blue corner house. #65



Think About It!

Why do you think people would send an invitation that says: RSVP Regrets Only instead of RSVP?

Be Smart!

Would you like to surprise a special person who is 80 years old or older on his or her birthday? The White House will send a special birthday card to that person if you write to them at:

White House Greeting Officer
OE0B, Room 39
Washington, DC 20500

Include the person's name, address, age, and birth date.

Words to Know

RSVP—abbreviation for the French phrase meaning "please reply"

regrets only—respond only if you're not able to attend

intersection—a point at which two roads meet

head—go

block—one street

Vocabulary Quick Check

Synonyms

1. A synonym for *road* is _____.

2. A synonym for *travel* is _____.

3. A synonym for *respond* is _____.

Name _____ Date _____

Read an Invitation & Directions


Step 1

Read the Boy Scout invitation and walking directions below.

Boy Scout—Troop 12

Barbecue Cookout

At Memorial Park



Tuesday, June 5th
(after school)

4:00–6:00 p.m.

Fee \$5

RSVP by email to
Scout Master John Conner
conner@troop12boyscouts.org

Directions from school to Memorial Park

Make a right on Campbell Road.
Head north. Walk two and a half blocks.
Make a left on Independence Way.
At the next intersection, turn left onto Memorial Drive.
Our troop will meet by Memorial Statue.

Step 2

Answer these questions.

1. Where and when is the cookout?

2. How many hours will the cookout last?

3. What does the cookout cost?

4. Whom should the scouts notify to say whether or not they can attend?

5. How should they notify him?

6. What is the starting point for the directions for getting to Memorial Park?

7. In what direction should the scouts head when they are on Campbell Road?

8. What should scouts do when they get to Independence Way?

9. From the directions, can you figure out the name of the road that leads into the park?

10. At what landmark will the troop meet? What time will they meet there?



Write About It!

Pick one:

Choice 1. Imagine that you are having a party. Write directions for your friends to let them know how to get from school to your home.

Choice 2. Imagine you're having a birthday party. Write an invitation that tells your friends everything they need to know to come to your party.

Name _____ Date _____

Read a Recipe

Chocolate Mint Brownies




Ingredients:

- 2 large eggs
- $\frac{1}{4}$ cup water
- $\frac{1}{2}$ cup vegetable oil
- 1 box brownie mix
- 1 tsp. mint extract
- 1 tbsp. vanilla sugar
- 1 cup chocolate chips (optional)



Directions:

Preheat the oven to 350 degrees.
In a large bowl, mix the eggs, water, oil, and mint extract.
Combine with the brownie mix.
Fold in the chocolate chips if desired.
Stir for 1-2 minutes until well blended.
Pour into a greased 8x8 pan or 9x9 square pan.
Bake at 350 degrees for 35-45 minutes.



Cool in pan or on wire rack.
Cut when cool.
Garnish with a strawberry or
sprinkle with confectioners'
sugar.

Makes 20 brownies.

Words to Know

optional—not necessary, may be left out

fold—mix gently

extract—a concentrated form of something used for flavoring

blend—to mix or stir two or more ingredients together until smooth

garnish—decorate

pinch—a small amount that you can hold between your thumb and forefinger

preheat—heat ahead of time

prep time—time it takes to prepare everything before eating it or cooking it

shredded—cut into very thin strips

season—to flavor

Vocabulary Quick Check

These bold words have multiple meanings.
In cooking terms however,

1. **season** means a. a time of year b. to flavor
2. **fold** means a. lightly mix together b. to bend in half
3. a **pinch** means a. a squeeze b. a tiny bit



Think About It!

What do you think would happen if you didn't cook the brownies long enough?
What would happen if you cooked them too long?

Be Smart!

Ovens and stoves stay hot for quite a long time after they are shut off. Never take out food from a hot oven without wearing oven mitts.

Name _____ Date _____

Read a Recipe

Step 1

Read the recipe below.

Pizza English Muffins

Prep Time: 10 minutes

Ingredients:

- 1 English muffin
- tomato sauce
- shredded mozzarella cheese
- toppings such as chopped onion, broccoli, or mushroom (optional)
- seasonings such as oregano, garlic powder, or red pepper flakes (optional)



Directions:

- | | |
|---|--|
| <ol style="list-style-type: none"> 1. Preheat a toaster oven or oven to 250 degrees (You'll need adult assistance with this!) 2. Split open an English muffin, so you have two halves. 3. Spread tomato sauce on each half. 4. Sprinkle shredded cheese on top of the tomato sauce. 5. Sprinkle on your favorite toppings. | <ol style="list-style-type: none"> 6. Put a pinch of seasonings on each half. 7. Put the English muffins on a baking sheet. 8. Bake for approximately 8-10 minutes until the cheese is bubbly. 9. Remove from oven (Ask an adult for assistance here too!) and let cool. |
|---|--|

Serves 1

Enjoy!

3. What is the first step in the recipe?

4. What should you do after spreading the sauce on the pizza?

5. Which two steps in the recipe require adult assistance? Why?

6. Look at steps 8 and 9. What should you do if the cheese is hot and bubbly, but the pizza has only been cooking for 6 minutes?

7. If you don't have English muffins, what might be something you could use instead?

8. What kitchen tool can you use to make sure you cook the food for the right amount of time?

9. How many people does this recipe serve?

10. What must you do after you remove the pizza from the oven, but before you eat it?

Step 2

Answer these questions.

1. Which three ingredients in this recipe must you have to make the pizza?

2. Which ingredients are optional?



Write About It!

Name a food you can make on your own in the kitchen. Write the recipe for it.