


COMMON CORE
ALIGNED!

Tall Letters



Common Core
Standards:

L.K.1a, L.1.1a, W.1.5,
W.2.5, W.3.4, W.4.5



www.ToolsToGrowOT.com




Tall Letters



d f h l t b k

www.ToolsToGrowOT.com



These letters have
“tall necks” that go
high up to the sky.



Tall Letters

HOW TO USE

EACH WORKSHEET IS ORGANIZED INTO 3 LEVELS
BASED ON THE PRINTING LEVEL OF THE STUDENT:

LEVEL 1

These worksheets have 3/4 inch three lined paper. Students practice formation of lower case “tall” letters.

»» Common Core Standards: [L.K.1a](#), [L.1.1a](#), [W.1.5](#), [W.2.5](#)

LEVEL 2

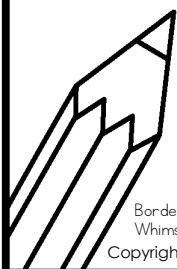
These worksheets have a 1/2 inch three lined paper. Students practice formation of lower case “tall” letters.

»» Common Core Standards: [L.K.1a](#), [L.1.1a](#), [W.1.5](#), [W.2.5](#)

LEVEL 3

These worksheets have single lines. They are intended to be used with a student in the older grades who are able to correctly form smaller letters without the benefit of middle and top lines. Students practice formation of lower case “tall” letters.

»» Common Core Standards: [L.K.1a](#), [L.1.1a](#), [W.1.5](#), [W.2.5](#), [W.3.4](#), [W.4.5](#)



LEVEL
1



Tall Letters Printing 1-1

Circle all the Tall letters.
Remember Tall letters touch the top line!


o l d f g a i

h e t k v b s

d w d n l d l

t p z d k f i

k y f u d t



LEVEL
1



Tall Letters Printing 1-2

Circle all the Tall letters.
Remember Tall letters touch the top line!


o l d f g a i

h e t k v b s

d w d n l d l

t p z d k f i

k y f u d t



LEVEL
1




Tall Letters Printing 2-1

Re-write all the Tall letters.
Remember Tall letters touch the top line!

h l i d m q f

b g t w k l d

Print 6 tall letters on the line below:



LEVEL
1




Tall Letters Printing 2-2

Re-write all the Tall letters.
Remember Tall letters touch the top line!

h l i d m q f

b g t w k l d

Print 6 tall letters on the line below:



LEVEL
2



Tall Letters Printing 1-1

Circle all the Tall letters.
Remember Tall letters touch the top line!

l z h l p f e l w k

f y i o l h d w b n


m h t l e a f j k l

i v b h x d t f q a

u l k s f c l m t h

i j l f d z b k l o

p k l h r f d w t



LEVEL
2



Tall Letters Printing 1-2

Circle all the Tall letters.
Remember Tall letters touch the top line!

l z h l p f e l w k

f y i o l h d w b n.


m h t l e a f j k l

i v b h x d t f q a.

u l k s f c l m t h

i j l f d z b k l o

p k l h r f d w t



LEVEL
2



Tall Letters Printing 2-1

Re-write all the Tall letters.
Remember Tall letters touch the top line!


l z h l p f e l w b

a f l i b s c d k t

d n w f l o p k f

Write a sentence that has 3 Tall letters in it.

Print 6 Tall letters on the line below.



LEVEL
2



Tall Letters Printing 2-2

Re-write all the Tall letters.
Remember Tall letters touch the top line!

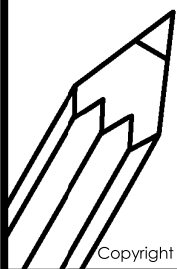
l z h l p f e l w b

a f l i b s c d k t

d n w f l o p k f

Write a sentence that has 3 Tall letters in it.

Print 6 Tall letters on the line below.



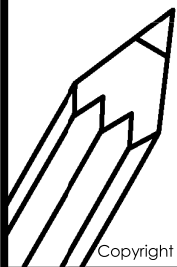
LEVEL
3



Tall Letters Printing 1

Circle all the Tall letters.
Remember Tall letters touch the top line!

y u o l p m l k g l
b r b g k j h t x c
j k l t h b d r f s
o l m b s d c f t i
q w z d t f b m f
p l k j h s d n b h
a s h j t l k n b x
f m s d f b k l e i
m n b g h f d t f
e t k l p o b s d l



LEVEL

3



Tall Letters Printing 2

Re-write all the Tall letters.
Remember Tall letters touch the top line!


l y g h d f q e l k

b r b g k j h t x c

f l r x u h k p l q

k a l y f t g q m

Write a sentence that has 2 words that start with a Tall letter.



Print 6 Tall letters on the line below.



Tall Letters Scanning 1

LEFT



Circle all the tall letters below. Scan Left to Right.

RIGHT



p

l

k

l

b

d

f

k

g

t

f

c

h

b

e

q

d

t

f

h

k

j

p

o

l

n

b

h

f

h

t

a

c

d

f

e

n

b

h

k

l

t

p

l

q

t

f

e

d

f

h

b

t

l

r

f

i

u

t

h

k

t

b

a


d

f

e

l

h





Tall Letters Scanning 2

LEFT



Circle all the tall letters below. Scan Left to Right.

RIGHT



b l p h y j d i b k

h g t f f y l p l h

k l b t y b k j f k

j h q l b l k g h d

y h f a l d f a l k

t g b b k l h y f l

h y q k f e d b t d

k b b p l y p e k h

f h l j b t j y l b

b a d b p l q u d l


l h l k h f l t f d

b f u l b h k l b l

k l s o h b t a k f

p f l y l m s k b

d l h b l k f l k




Push-Pin Matching Letters




Tall Letters



t




l



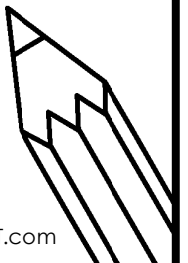
b



f





h






START




FINISH



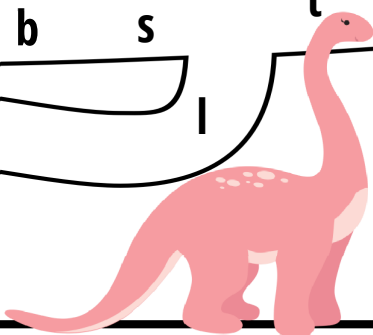
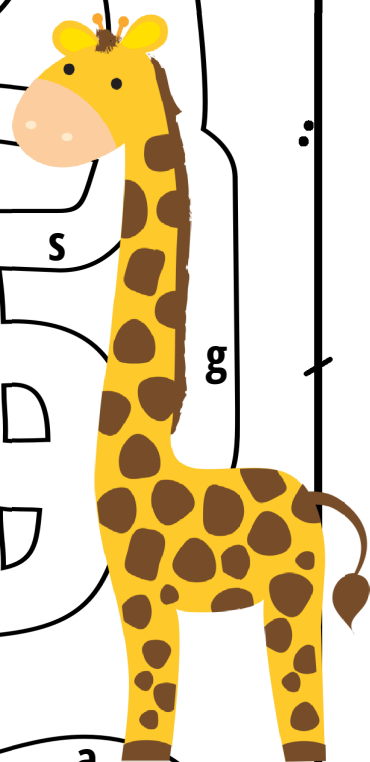



Tall Letters Maze

Start at the top and finish at the bottom of the maze, following only the tall letters!



START



FINISH

