

**New York State English As A
Second Language Achievement Test**

NYSESLAT

Name: _____

Grade
K

SPEAKING

LISTENING
READING
WRITING

Test Booklet

TEST SAMPLER

Directions


I am going to ask you some questions. Listen and then answer. Be sure to answer in English using your own words.

In the fall, animals get ready for winter. These animals need to stay warm and have enough to eat.


1.



2.



3.



1

Tell me how animals get ready for winter.


Go On



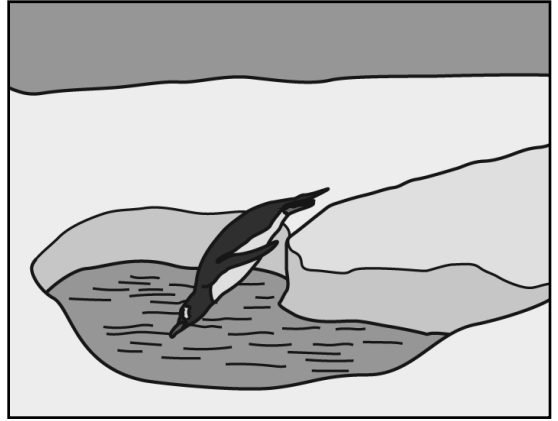
SPEAKING

Most penguins live on the ice. They have a special way of getting food.


1.



2.




3.



2 Tell me how penguins get food.

Animals that live in hot places do different things to cool off. Some go underground.



3 Tell me what other animals do when it is hot outside.

Go On



SPEAKING

Polar bears' bodies help them to live where it is cold and icy. Polar bears have two layers of fur and fat to keep them warm. They can walk on ice because of their wide feet, and they can also swim in the cold water.

1.




2.




4 Tell me what helps polar bears to live in cold places.

These students are playing outside. Then the teacher calls everyone to line up. It is time to go inside.

1.



2.



5 Tell me what happens when the teacher says it is time to go inside.

Go On



SPEAKING

It is morning and these students are walking into their classroom. They have coats and backpacks. Some students have lunchboxes. There are a lot of things to do to get ready for the day.


1.



2.



3.



6 How do you get ready for the school day?




LISTENING

**Page intentionally
left blank**

Listen to the story.

A School Rule



Go On ➔


LISTENING

Directions

Answer Questions 1 and 2. Circle the correct answer for each question in your test booklet.

- 1 Which picture shows what happens first in the story?

A



B



C



2 In the story, how does Katya follow the rules?

A



B



C



Go On



LISTENING

Now you will listen to a new story.

Julia's Best Friend



Directions

Answer Questions 3 and 4. Circle the correct answer for each question in your test booklet.

3 Which picture shows what the story is about?


A



B



C



Go On



LISTENING

4 Which group of pictures shows how Julia takes care of Scout?

A



B



C



Directions

Listen to some short stories. After each story, you will answer one question about that story. Circle the correct answer.

5 Which picture shows Sandra's house?

(A)



(B)



(C)




Go On



LISTENING

6 Which picture shows Robert eating an apple?

A



B



C



7 What are the children doing?


A



B



C



Go On



LISTENING

8 Which words help tell what puppy means?

(A)

girl holds

(B)

likes to

(C)

little dog



READING

**Page intentionally
left blank**

Directions

Listen to the name of the letter. Circle the letter of the alphabet.

1

g

(A)

i

(B)

f

(C)

Directions

Listen to a letter sound. Circle the letter that makes the sound.

2

i

(A)

h

(B)

c

(C)

Go On



Directions

Circle the answer that shows the missing letter of the alphabet.

3

k l _ n o

u

f

m

(A)

(B)

(C)

Directions

Listen to the word. Circle the correct word.

**4**

(A)

cut

(B)

nut

(C)

hut

Go On

READING

5

(A)

hike

(B)

bike

(C)

like

Directions

Listen to the sentence. Circle the word that is missing from the sentence.

6



The horse is _____.

(A)

fast

(B)

past

(C)

last

Go On



Directions

Read the sentence to yourself. Then circle the picture that goes with the sentence.

7

A bird sits on the nest.



(A)



(B)



(C)

STOP

WRITING

**Page intentionally
left blank**

Directions


You will hear a letter of the alphabet. Write the letter on the line.

1

Directions

You will hear a word. Write the word on the line.

2




Go On



Directions

You will listen to a sentence and write a word on the line.

3



The ball belongs to

.

Directions

You will hear a sentence. Write the sentence on the lines.

4



<div style="border-bottom: 1px solid black; margin-bottom: 5px;"></div> <div style="border-bottom: 1px dashed black; margin-bottom: 5px;"></div> <div style="border-bottom: 1px solid black; margin-bottom: 5px;"></div> <div style="border-bottom: 1px solid black; margin-bottom: 5px;"></div> <div style="border-bottom: 1px dashed black; margin-bottom: 5px;"></div> <div style="border-bottom: 1px solid black;"></div>

Go On




**Page intentionally
left blank**

Directions

I will read a story called “Sam the Zookeeper.” Then you will draw and write about the story.

Sam the Zookeeper



Go On



5

Use this box for your drawing.



Use these lines for your writing.

Writing, continued

Handwriting practice area with 10 sets of lines. Each set consists of a solid top line, a dashed middle line, and a solid bottom line.

