








# Vocabulary

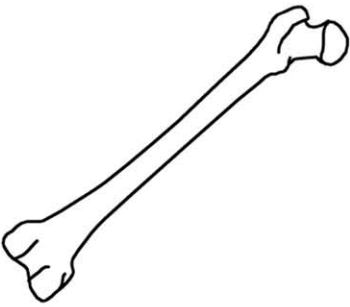
Put the words in the categories below.

 <p>I know it.</p>	 <p>I don't know it.</p>	 <p>I'm not sure.</p>

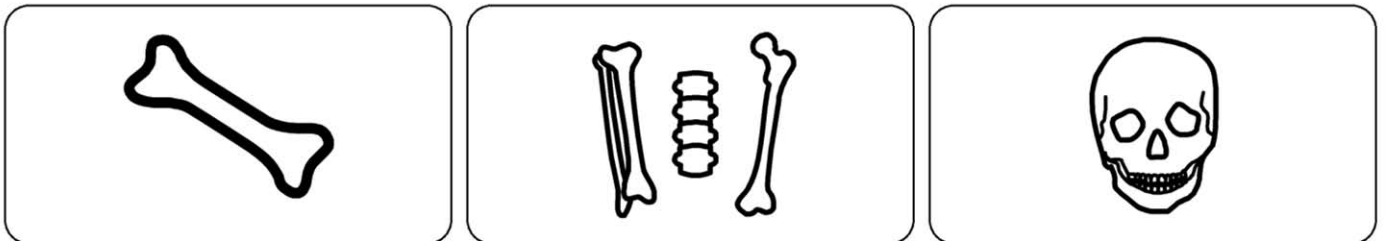


 <p>bone</p>	 <p>protect</p>
 <p>skeleton</p>	 <p>blob</p>

1. Read the definition together. Then read the word in a sentence.

  <b>bone</b>	A bone is the hard part inside of people or animals.
	I can feel the bone in my knee.

2. Circle the picture that helps you remember the word.




3. Tell somebody if you have ever broken a bone.

4. Use the words below to make a sentence.



hard	bones	are	very
------	-------	-----	------

1. Read the definition together. Then read the word in a sentence.

  <b>protect</b>	When something protects you, it keeps you safe.
	I wear a helmet to protect my head.

2. Circle the picture that helps you remember the word.




3. Tell somebody something you use to protect yourself.

4. Use the words below to make a sentence.

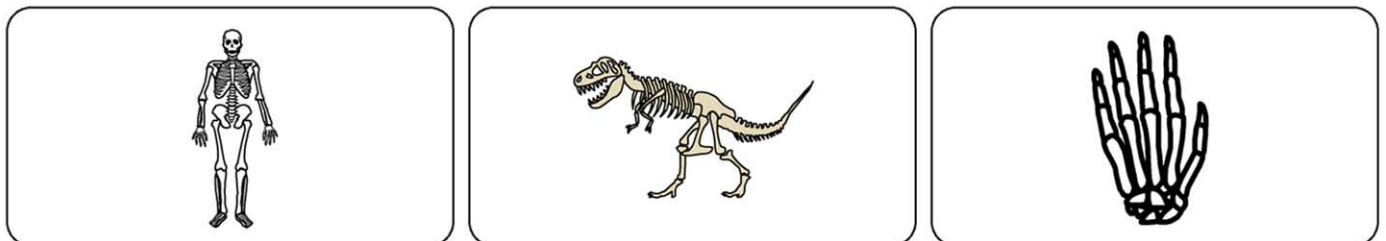


this	helmet	me	protects
------	--------	----	----------

1. Read the definition together. Then read the word in a sentence.

 <b>skeleton</b>	<p>A skeleton is all of the bones inside a body.</p>
	<p>I have 270 bones in my skeleton.</p>

2. Circle the picture that helps you remember the word.




3. Tell somebody what you know about skeletons.

4. Use the words below to make a sentence.



skeleton	my	is	strong
----------	----	----	--------

1. Read the definition together. Then read the word in a sentence.

  <b>blob</b>	A blob is something with no shape.
	The slime I made looks like a blob.

2. Circle the picture that helps you remember the word.



3. Tell somebody if you have ever seen a blob.

4. Use the words below to make a sentence.



weird	the	blob	feels
-------	-----	------	-------