



DIVISION OF EQUITY AND ACCESS - Curriculum, Instruction, and School Supervision

“Without mathematics, there's nothing you can do. Everything around you is mathematics. Everything around you is numbers.” ~ Shakuntala Devi

Work your math muscles in July and August!



Practicing
Math
Fluency
Skills

Grade 2

Dear Parent(s)/Guardian,

Please have your child complete 1 – 3 practice assignments per week. Upon completion, please visit our Summer Learning District Website to obtain the answers and check your child’s work. In addition to this packet, you will find additional resources for your youngster on our website. Feel free to contact Dr. Pemberton at cpemberton@yonkerspublicschools.org with any questions. Happy Numerical Learning!

Grade 2 Math concepts covered in this packet

Concept	Practice	Fluency and Skills Practice
Understanding Addition and Subtraction Strategies	1	Adding by Counting On and Making a Ten..... 3
	2	Using Doubles and Doubles Plus 1 4
	3	Counting On and Making a Ten to Subtract..... 5
Understanding Addition and Subtraction Word Problems	4	Solving Take-Apart Word Problems 6
	5	Solving Comparison Word Problems 8
	6	Ways to Solve Two-Step Problems 9
	7	Ways to Model Word Problems 10
Understanding Addition and Subtraction of Multi-Digit Numbers	8	Different Ways to Show Addition..... 11
	9	Subtracting by Adding Up 12
	10	Subtracting by Regrouping 14
	11	Strategies to Find a Missing Addend..... 15
Understanding Place Value Concepts and Regrouping	12	Finding the Value of Three-Digit Numbers 17
	13	Writing Three-Digit Numbers..... 18
	14	Ways to Compare Three-Digit Numbers 20
	15	Adding and Regrouping Ones..... 21
	16	Adding and Regrouping Tens 22
	17	Regrouping Tens to Ones 23
	18	Regrouping Hundreds to Tens..... 24
	19	Adding Four Two-Digit Numbers 25
Understanding Length	20	Measuring in Inches and Centimeters..... 26
	21	Measuring in Inches and Feet 28
	22	Measuring in Centimeters and Meters..... 30

Add.

1 $8 + 2 =$ _____

2 $8 + 3 =$ _____

3 $6 + 4 =$ _____

4 $6 + 8 =$ _____

5 $7 + 3 =$ _____

6 $7 + 5 =$ _____

7 $9 + 1 =$ _____

8 $9 + 6 =$ _____

9 $5 + 5 =$ _____

10 $5 + 8 =$ _____

11 $9 + 2 =$ _____

12 $2 + 9 =$ _____

13 $8 + 4 =$ _____

14 $4 + 8 =$ _____

15 $6 + 9 =$ _____

16 $6 + 7 =$ _____

17 Which strategy did you use to solve problem 11? Explain.

Add.

1 $4 + 4 =$ _____

2 $4 + 5 =$ _____

3 $6 + 6 =$ _____

4 $5 + 6 =$ _____

5 $7 + 7 =$ _____

6 $8 + 7 =$ _____

7 $9 + 9 =$ _____

8 $8 + 9 =$ _____

9 $5 + 5 =$ _____

10 $6 + 5 =$ _____

11 $8 + 8 =$ _____

12 $7 + 8 =$ _____

13 Which strategy did you use to solve problem 12? Explain why.

Complete each set of equations.

1 $12 - 3 = \square$

$3 + \square = 12$

2 $14 - 5 = \square$

$5 + \square = 14$

3 $11 - 3 = \square$

$3 + \square = 11$

4 $15 - 7 = \square$

$7 + \square = 15$

5 $12 - \square = 10$

$12 - 4 = \square$

6 $13 - \square = 10$

$13 - 6 = \square$

7 $16 - \square = 10$

$16 - 9 = \square$

8 $15 - \square = 10$

$15 - 9 = \square$

- 9 In problem 6, how did you use your first answer to find your second answer?

Solve problems 1–6.

- 1** Hailey buys 9 potatoes. 4 potatoes are white. The rest are red. How many red potatoes are there? Show your work.

Solution _____ potatoes are red.

- 2** Levi has 17 pet fish. 7 of the fish are goldfish. The rest are mollies. How many fish are mollies? Show your work.

Solution _____ fish are mollies.

- 3** Ada wants to read 12 books over the summer. 5 books are stories about cats. The rest are stories about horses. How many books are stories about horses? Show your work.

Solution _____ books are stories about horses.

- 4** There are 16 chairs at a table. 7 students sit down. The rest of the chairs are empty. How many chairs are empty? Show your work.

Solution _____ chairs are empty.

- 5 Luis sees 14 dogs at the dog park. 6 of the dogs are small dogs. The rest of the dogs are big dogs. How many dogs are big? Show your work.

Solution _____ dogs are big.

- 6 Sadie has 20 crayons. She finds 8 crayons in her desk. The rest of the crayons are in her crayon box. How many crayons are in Sadie's crayon box? Show your work.

Solution _____ crayons are in the crayon box.

- 7 Which strategy did you use to solve problem 6? Explain why.

Solve problems 1–6. Show your work.

- 1** There are 4 fewer cats than dogs. There are 2 cats. How many dogs are there?

_____ dogs

- 2** Trevor sees 8 red birds. He sees 5 more red birds than blue birds. How many blue birds does Trevor see?

Trevor sees _____ blue birds.

- 3** Anna has 7 baskets and some flowers. She has 5 fewer baskets than flowers. How many flowers does Anna have?

Anna has _____ flowers.

- 4** There are 14 coats and some hats. There are 6 more coats than hats. How many hats are there?

_____ hats

- 5** There are 9 apples. There are 6 fewer apples than oranges. How many oranges are there?

_____ oranges

- 6** Brynne has 13 books. She has 8 more books than games. How many games does Brynne have?

Brynne has _____ games.

Solve problems 1–6. Show your work.

1 Jack has 9 flowers to plant. He plants 2 flowers before lunch. Then he plants 3 more after lunch. How many flowers does Jack have left to plant?

Jack has _____ flowers left to plant.

2 There are 8 girls at the park. First, 5 girls go home. Then 6 more girls come to the park. How many girls are at the park now?

There are _____ girls at the park.

3 Bella paints 6 pictures on Monday and 8 pictures on Wednesday. Then she paints 3 more pictures on Friday. How many pictures does Bella paint this week?

Bella paints _____ pictures this week.

4 Ali puts 12 books in a box. She takes 4 books out of the box. Then she puts 6 books in the box. How many books are in the box now?

There are _____ books in the box.

5 Lucas has 5 crayons. His sister gives him 6 more. Then he gives 4 to a friend. How many crayons does Lucas have now?

Lucas has _____ crayons.

6 Miss Brady puts 15 pencils in her desk. Then she takes out 9 pencils. After school she puts 5 pencils back in her desk. How many pencils are in Miss Brady's desk now?

There are _____ pencils in the desk.

Solve problems 1–6. Show your work.

- 1** Tony has 37 building blocks. Then he buys more blocks. Now he has 51 blocks. How many blocks does Tony buy?

Tony buys _____ blocks.

- 2** There are some chairs in the art room. Mrs. Lopez brings in 16 more chairs. Now there are 42 chairs. How many chairs were in the room at the start?

There were _____ chairs in the room at the start.

- 3** Jen has some buttons. She gets 23 more buttons from her mom. Now she has 65 buttons. How many buttons did Jen have to begin with?

Jen had _____ buttons to begin with.

- 4** Colby packs 31 boxes in one day. He packs 12 boxes in the morning and some boxes after lunch. How many boxes does Colby pack after lunch?

Colby packs _____ boxes after lunch.

- 5** Ayanna reads 26 pages of her book at school. Later she reads more pages at home. Now she has read 54 pages. How many pages does Ayanna read at home?

Ayanna reads _____ pages at home.

- 6** The camp has some tents. Campers set up 42 more tents. Now the camp has 60 tents. How many tents did the camp have to begin with?

The camp had _____ tents to begin with.

Find the sums and missing addends.

1 $30 + 7 + 50 + 3 = \underline{90}$

2 $37 + 53 = \underline{\hspace{2cm}}$

3 $20 + 8 + 40 + 2 = \underline{\hspace{2cm}}$

4 $28 + 42 = \underline{\hspace{2cm}}$

5 $60 + 6 + 10 + 4 = \underline{\hspace{2cm}}$

6 $66 + 14 = \underline{\hspace{2cm}}$

7 $40 + 5 + 40 + 5 = \underline{\hspace{2cm}}$

8 $45 + \underline{\hspace{2cm}} = 90$

9 $30 + 9 + 20 + 1 = \underline{\hspace{2cm}}$

10 $\underline{\hspace{2cm}} + 21 = 60$

11 $20 + 4 + 60 + 6 = \underline{\hspace{2cm}}$

12 $24 + \underline{\hspace{2cm}} = 90$

13 $40 + 3 + 30 + 7 = \underline{\hspace{2cm}}$

14 $\underline{\hspace{2cm}} + 37 = 80$

15 How does the information in problem 9 help you solve problem 10?

Subtract.

1 $50 - 29 = ?$

$$\underline{29 + 20} = \underline{49}$$

$$\underline{49 + 1} = \underline{50}$$

$$\underline{20 + 1} = \underline{21}$$

$$50 - 29 = \underline{21}$$

2 $71 - 45 = ?$

$$\underline{\quad} + \underline{\quad} = \underline{\quad}$$

$$\underline{\quad} + \underline{\quad} = \underline{\quad}$$

$$\underline{\quad} + \underline{\quad} = \underline{\quad}$$

$$\underline{\quad} + \underline{\quad} + \underline{\quad} = \underline{\quad}$$

$$71 - 45 = \underline{\quad}$$

3 $80 - 41 = ?$

$$\underline{\quad} + \underline{\quad} = \underline{\quad}$$

$$\underline{\quad} + \underline{\quad} = \underline{\quad}$$

$$\underline{\quad} + \underline{\quad} = \underline{\quad}$$

$$80 - 41 = \underline{\quad}$$

4 $63 - 28 = ?$

$$\underline{\quad} + \underline{\quad} = \underline{\quad}$$

$$\underline{\quad} + \underline{\quad} = \underline{\quad}$$

$$\underline{\quad} + \underline{\quad} = \underline{\quad}$$

$$\underline{\quad} + \underline{\quad} + \underline{\quad} = \underline{\quad}$$

$$63 - 28 = \underline{\quad}$$

5 $43 - 28 = ?$

$$\underline{\quad} + \underline{\quad} = \underline{\quad}$$

$$\underline{\quad} + \underline{\quad} = \underline{\quad}$$

$$\underline{\quad} + \underline{\quad} = \underline{\quad}$$

$$\underline{\quad} + \underline{\quad} + \underline{\quad} = \underline{\quad}$$

$$43 - 28 = \underline{\quad}$$

6 $95 - 65 = ?$

$$\underline{\quad} + \underline{\quad} = \underline{\quad}$$

$$95 - 65 = \underline{\quad}$$

7 $65 - 39 = ?$

$$\begin{aligned} \underline{\quad} + \underline{\quad} &= \underline{\quad} \\ \underline{\quad} + \underline{\quad} &= \underline{\quad} \\ \underline{\quad} + \underline{\quad} &= \underline{\quad} \\ \underline{\quad} + \underline{\quad} + \underline{\quad} &= \underline{\quad} \\ 65 - 39 &= \underline{\quad} \end{aligned}$$

8 $47 - 15 = ?$

$$\begin{aligned} \underline{\quad} + \underline{\quad} &= \underline{\quad} \\ \underline{\quad} + \underline{\quad} &= \underline{\quad} \\ \underline{\quad} + \underline{\quad} &= \underline{\quad} \\ \underline{\quad} + \underline{\quad} + \underline{\quad} &= \underline{\quad} \\ 47 - 15 &= \underline{\quad} \end{aligned}$$

9 $75 - 28 = ?$

$$\begin{aligned} \underline{\quad} + \underline{\quad} &= \underline{\quad} \\ \underline{\quad} + \underline{\quad} &= \underline{\quad} \\ \underline{\quad} + \underline{\quad} &= \underline{\quad} \\ \underline{\quad} + \underline{\quad} + \underline{\quad} &= \underline{\quad} \\ 75 - 28 &= \underline{\quad} \end{aligned}$$

10 $54 - 12 = ?$

$$\begin{aligned} \underline{\quad} + \underline{\quad} &= \underline{\quad} \\ \underline{\quad} + \underline{\quad} &= \underline{\quad} \\ \underline{\quad} + \underline{\quad} &= \underline{\quad} \\ \underline{\quad} + \underline{\quad} + \underline{\quad} &= \underline{\quad} \\ 54 - 12 &= \underline{\quad} \end{aligned}$$

13 How did you decide what to add first? Then how did you get the answer?

Circle all the problems where you can regroup a ten to help subtract. Then solve the circled problems.

$$\begin{array}{r} \textcircled{1} \quad 32 \\ - 16 \\ \hline 16 \end{array}$$

$$\begin{array}{r} \textcircled{2} \quad 48 \\ - 15 \\ \hline \end{array}$$

$$\begin{array}{r} \textcircled{3} \quad 57 \\ - 25 \\ \hline \end{array}$$

$$\begin{array}{r} \textcircled{4} \quad 63 \\ - 39 \\ \hline \end{array}$$

$$\begin{array}{r} \textcircled{5} \quad 76 \\ - 26 \\ \hline \end{array}$$

$$\begin{array}{r} \textcircled{6} \quad 82 \\ - 37 \\ \hline \end{array}$$

$$\begin{array}{r} \textcircled{7} \quad 38 \\ - 28 \\ \hline \end{array}$$

$$\begin{array}{r} \textcircled{8} \quad 53 \\ - 44 \\ \hline \end{array}$$

$$\begin{array}{r} \textcircled{9} \quad 42 \\ - 25 \\ \hline \end{array}$$

$$\begin{array}{r} \textcircled{10} \quad 96 \\ - 40 \\ \hline \end{array}$$

$$\begin{array}{r} \textcircled{11} \quad 92 \\ - 56 \\ \hline \end{array}$$

$$\begin{array}{r} \textcircled{12} \quad 65 \\ - 23 \\ \hline \end{array}$$

$$\begin{array}{r} \textcircled{13} \quad 86 \\ - 19 \\ \hline \end{array}$$

$$\begin{array}{r} \textcircled{14} \quad 59 \\ - 33 \\ \hline \end{array}$$

$$\begin{array}{r} \textcircled{15} \quad 77 \\ - 48 \\ \hline \end{array}$$

$$\begin{array}{r} \textcircled{16} \quad 62 \\ - 27 \\ \hline \end{array}$$

17 How did you know which problems to circle?

18 Check one of your answers by solving it using a different strategy. Show your work.

Solve.

1 $35 + \underline{10} = 45$

$35 + \underline{20} = 55$

$35 + \underline{25} = 60$

2 $24 + \underline{\quad\quad\quad} = 34$

$24 + \underline{\quad\quad\quad} = 64$

$24 + \underline{\quad\quad\quad} = 68$

3 $42 + \underline{\quad\quad\quad} = 52$

$42 + \underline{\quad\quad\quad} = 82$

$42 + \underline{\quad\quad\quad} = 87$

4 $51 + \underline{\quad\quad\quad} = 61$

$51 + \underline{\quad\quad\quad} = 71$

$51 + \underline{\quad\quad\quad} = 76$

5 $26 + \underline{\quad\quad\quad} = 36$

$26 + \underline{\quad\quad\quad} = 66$

$26 + \underline{\quad\quad\quad} = 69$

6 $58 + \underline{\quad\quad\quad} = 60$

$58 + \underline{\quad\quad\quad} = 70$

$58 + \underline{\quad\quad\quad} = 71$

7 $39 + \underline{\quad\quad\quad} = 40$

$39 + \underline{\quad\quad\quad} = 70$

$39 + \underline{\quad\quad\quad} = 75$

8 $27 + \underline{\quad\quad\quad} = 30$

$27 + \underline{\quad\quad\quad} = 60$

$27 + \underline{\quad\quad\quad} = 65$

9 $44 + \underline{\quad\quad\quad} = 54$

$44 + \underline{\quad\quad\quad} = 64$

$44 + \underline{\quad\quad\quad} = 67$

10 $69 + \underline{\quad\quad\quad} = 70$

$69 + \underline{\quad\quad\quad} = 90$

$69 + \underline{\quad\quad\quad} = 93$

Strategies to Find a Missing Addend *continued*

Name: _____

11 $33 + \underline{\hspace{2cm}} = 43$

$33 + \underline{\hspace{2cm}} = 73$

$33 + \underline{\hspace{2cm}} = 76$

12 $48 + \underline{\hspace{2cm}} = 50$

$48 + \underline{\hspace{2cm}} = 80$

$48 + \underline{\hspace{2cm}} = 85$

13 $26 + \underline{\hspace{2cm}} = 70$

$32 + \underline{\hspace{2cm}} = 61$

$49 + \underline{\hspace{2cm}} = 95$

14 $57 + \underline{\hspace{2cm}} = 83$

$34 + \underline{\hspace{2cm}} = 67$

$28 + \underline{\hspace{2cm}} = 53$

15 $62 + \underline{\hspace{2cm}} = 85$

$41 + \underline{\hspace{2cm}} = 96$

$53 + \underline{\hspace{2cm}} = 77$

16 $19 + \underline{\hspace{2cm}} = 75$

$43 + \underline{\hspace{2cm}} = 87$

$68 + \underline{\hspace{2cm}} = 99$

17 Explain how the strategy to solve problem 5 is different from the strategy used to solve problem 6.

18 Explain the strategy you used to solve the first part of problem 14.

The answers are mixed up at the bottom of the page. Cross out the answers as you complete the problems.

1 $300 + 50 + 1 =$ _____

2 2 hundreds + 6 tens + 7 ones =

3 $400 + 20 + 6 =$ _____

4 $400 + 60 + 2 =$ _____

5 $600 + 40 + 2 =$ _____

6 5 hundreds + 1 ten + 3 ones =

7 3 hundreds + 7 tens + 5 ones =

8 $500 + 20 + 6 =$ _____

9 $200 + 8 =$ _____

10 2 hundreds + 8 tens + 0 ones =

11 $600 + 70 + 1 =$ _____

12 6 hundreds + 0 tens + 7 ones =

13 $400 + 70 + 6 =$ _____

14 2 hundreds + 3 tens + 3 ones =

15 3 hundreds + 2 tens + 3 ones =

16 3 hundreds + 3 tens + 2 ones =

Answers:

- | | | | | | |
|-----|-----|-----|-----|-----|-----|
| 233 | 607 | 476 | 323 | 267 | 671 |
| 426 | 513 | 526 | 208 | 642 | 462 |
| 332 | 375 | 280 | 351 | | |

Writing Three-Digit Numbers

Name: _____

Write the number using only digits.

1 one hundred sixty-four

2 six hundred fifty-two

3 three hundred twelve

4 two hundred sixty-one

5 two hundred five

6 five hundred nineteen

Write the number using only digits.

7 $100 + 10 + 6$

8 $500 + 4$

9 $300 + 40 + 5$

10 $300 + 50 + 4$

11 $400 + 60$

12 $500 + 40$

Write the number as a sum of hundreds, tens, and ones.
Then write the number using words.

13 522 _____ + _____ + _____

14 435 _____ + _____ + _____

15 218 _____ + _____ + _____

16 310 _____ + _____

17 Explain how problem 8 is the same and different from problem 12.

Compare the numbers in each problem two different ways.

1 Compare 250 and 200.

_____ < _____ and
 _____ > _____

2 Compare 170 and 180.

_____ < _____ and
 _____ > _____

3 Compare 346 and 325.

_____ < _____ and
 _____ > _____

4 Compare 235 and 261.

_____ < _____ and
 _____ > _____

5 Compare 424 and 453.

_____ < _____ and
 _____ > _____

6 Compare 833 and 824.

_____ < _____ and
 _____ > _____

7 Compare 637 and 682.

_____ < _____ and
 _____ > _____

8 Compare 362 and 326.

_____ < _____ and
 _____ > _____

9 Compare 531 and 513.

_____ < _____ and
 _____ > _____

10 Compare 714 and 741.

_____ < _____ and
 _____ > _____

11 Compare 468 and 486.

_____ < _____ and
 _____ > _____

12 Compare 967 and 959.

_____ < _____ and
 _____ > _____

13 What strategies did you use to compare the numbers?

**The answers are mixed up at the bottom of the page.
Cross out the answers as you complete the problems.**

$$\begin{array}{r} \mathbf{1} \quad 635 \\ + 321 \\ \hline \end{array}$$

$$\begin{array}{r} \mathbf{2} \quad 439 \\ + 154 \\ \hline \end{array}$$

$$\begin{array}{r} \mathbf{3} \quad 336 \\ + 123 \\ \hline \end{array}$$

$$\begin{array}{r} \mathbf{4} \quad 825 \\ + 166 \\ \hline \end{array}$$

$$\begin{array}{r} \mathbf{5} \quad 512 \\ + 336 \\ \hline \end{array}$$

$$\begin{array}{r} \mathbf{6} \quad 246 \\ + 348 \\ \hline \end{array}$$

$$\begin{array}{r} \mathbf{7} \quad 772 \\ + 109 \\ \hline \end{array}$$

$$\begin{array}{r} \mathbf{8} \quad 347 \\ + 314 \\ \hline \end{array}$$

$$\begin{array}{r} \mathbf{9} \quad 483 \\ + 208 \\ \hline \end{array}$$

$$\begin{array}{r} \mathbf{10} \quad 225 \\ + 224 \\ \hline \end{array}$$

$$\begin{array}{r} \mathbf{11} \quad 548 \\ + 406 \\ \hline \end{array}$$

$$\begin{array}{r} \mathbf{12} \quad 475 \\ + 515 \\ \hline \end{array}$$

$$\begin{array}{r} \mathbf{13} \quad 273 \\ + 211 \\ \hline \end{array}$$

$$\begin{array}{r} \mathbf{14} \quad 728 \\ + 253 \\ \hline \end{array}$$

$$\begin{array}{r} \mathbf{15} \quad 627 \\ + 263 \\ \hline \end{array}$$

Answers:

449

594

881

956

691

484

661

890

991

593

954

848

990

459

981

Look at the hundreds digits in each problem. Circle those that will have a sum greater than 500. Then find the exact sums of only the problems you circled.

$$\textcircled{1} \begin{array}{r} 435 \\ + 283 \\ \hline 718 \end{array}$$

$$\textcircled{2} \begin{array}{r} 205 \\ + 113 \\ \hline \end{array}$$

$$\textcircled{3} \begin{array}{r} 586 \\ + 130 \\ \hline \end{array}$$

$$\textcircled{4} \begin{array}{r} 378 \\ + 343 \\ \hline \end{array}$$

$$\textcircled{5} \begin{array}{r} 186 \\ + 175 \\ \hline \end{array}$$

$$\textcircled{6} \begin{array}{r} 476 \\ + 234 \\ \hline \end{array}$$

$$\textcircled{7} \begin{array}{r} 152 \\ + 169 \\ \hline \end{array}$$

$$\textcircled{8} \begin{array}{r} 214 \\ + 225 \\ \hline \end{array}$$

$$\textcircled{9} \begin{array}{r} 362 \\ + 556 \\ \hline \end{array}$$

$$\textcircled{10} \begin{array}{r} 481 \\ + 262 \\ \hline \end{array}$$

$$\textcircled{11} \begin{array}{r} 145 \\ + 239 \\ \hline \end{array}$$

$$\textcircled{12} \begin{array}{r} 347 \\ + 133 \\ \hline \end{array}$$

$$\textcircled{13} \begin{array}{r} 286 \\ + 644 \\ \hline \end{array}$$

$$\textcircled{14} \begin{array}{r} 267 \\ + 174 \\ \hline \end{array}$$

$$\textcircled{15} \begin{array}{r} 383 \\ + 319 \\ \hline \end{array}$$

16 How do you know that $361 + 283$ is greater than 500 without finding the sum?

Circle all the problems where you must regroup a ten to subtract the ones. Then find the differences of only the problems you circled.

$$\begin{array}{r} \textcircled{1} \quad 875 \\ - 646 \\ \hline 229 \end{array}$$

$$\begin{array}{r} \textcircled{2} \quad 478 \\ - 226 \\ \hline \end{array}$$

$$\begin{array}{r} \textcircled{3} \quad 692 \\ - 437 \\ \hline \end{array}$$

$$\begin{array}{r} \textcircled{4} \quad 345 \\ - 224 \\ \hline \end{array}$$

$$\begin{array}{r} \textcircled{5} \quad 761 \\ - 338 \\ \hline \end{array}$$

$$\begin{array}{r} \textcircled{6} \quad 514 \\ - 402 \\ \hline \end{array}$$

$$\begin{array}{r} \textcircled{7} \quad 953 \\ - 821 \\ \hline \end{array}$$

$$\begin{array}{r} \textcircled{8} \quad 474 \\ - 156 \\ \hline \end{array}$$

$$\begin{array}{r} \textcircled{9} \quad 320 \\ - 210 \\ \hline \end{array}$$

$$\begin{array}{r} \textcircled{10} \quad 663 \\ - 425 \\ \hline \end{array}$$

$$\begin{array}{r} \textcircled{11} \quad 619 \\ - 308 \\ \hline \end{array}$$

$$\begin{array}{r} \textcircled{12} \quad 847 \\ - 628 \\ \hline \end{array}$$

$$\begin{array}{r} \textcircled{13} \quad 736 \\ - 517 \\ \hline \end{array}$$

$$\begin{array}{r} \textcircled{14} \quad 563 \\ - 249 \\ \hline \end{array}$$

$$\begin{array}{r} \textcircled{15} \quad 375 \\ - 163 \\ \hline \end{array}$$

- 16** How can you tell by looking at the problem if you need to regroup a ten to subtract the ones?

The answers are mixed up at the bottom of the page.
Cross out the answers as you complete the problems.

$$\begin{array}{r} \text{1} \quad 816 \\ - 432 \\ \hline \end{array}$$

$$\begin{array}{r} \text{2} \quad 927 \\ - 563 \\ \hline \end{array}$$

$$\begin{array}{r} \text{3} \quad 506 \\ - 315 \\ \hline \end{array}$$

$$\begin{array}{r} \text{4} \quad 448 \\ - 160 \\ \hline \end{array}$$

$$\begin{array}{r} \text{5} \quad 743 \\ - 471 \\ \hline \end{array}$$

$$\begin{array}{r} \text{6} \quad 476 \\ - 293 \\ \hline \end{array}$$

$$\begin{array}{r} \text{7} \quad 628 \\ - 236 \\ \hline \end{array}$$

$$\begin{array}{r} \text{8} \quad 961 \\ - 470 \\ \hline \end{array}$$

$$\begin{array}{r} \text{9} \quad 527 \\ - 256 \\ \hline \end{array}$$

$$\begin{array}{r} \text{10} \quad 347 \\ - 154 \\ \hline \end{array}$$

$$\begin{array}{r} \text{11} \quad 835 \\ - 285 \\ \hline \end{array}$$

$$\begin{array}{r} \text{12} \quad 624 \\ - 382 \\ \hline \end{array}$$

$$\begin{array}{r} \text{13} \quad 329 \\ - 170 \\ \hline \end{array}$$

$$\begin{array}{r} \text{14} \quad 465 \\ - 195 \\ \hline \end{array}$$

$$\begin{array}{r} \text{15} \quad 519 \\ - 378 \\ \hline \end{array}$$

Answers:

193	242	191	384	272
364	271	491	288	392
183	141	550	159	270

Find the sum. Show your work.

1 $29 + 34 + 21 + 36$

$50 + 70$

2 $45 + 38 + 62 + 15$

3 $17 + 36 + 43 + 74$

4 $55 + 49 + 71 + 15$

5 $32 + 24 + 68 + 46$

6 $27 + 19 + 33 + 81$

7 $32 + 13 + 29 + 35$


8 $53 + 74 + 13 + 44$

9 $24 + 12 + 74 + 68$

10 $92 + 37 + 71 + 14$

11 Explain how you found the answer to problem 8.

- 1 Use a ruler to measure the length of the piece of tape in inches.



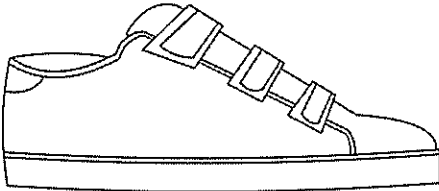
What is the length of the tape? _____ inches

- 2 Use a ruler to measure the length of the pencil in inches.



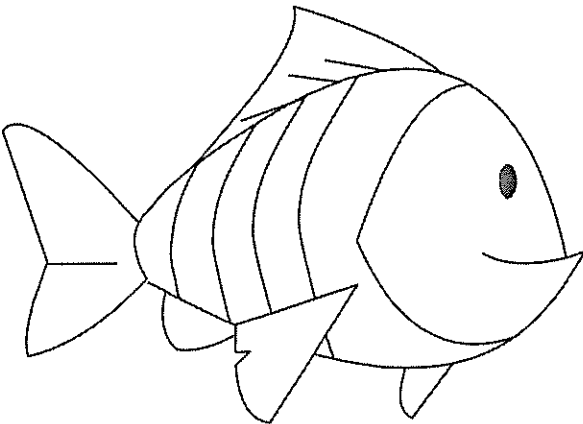
What is the length of the pencil? _____ inches

- 3 Use a ruler to measure the length of the shoe in centimeters.



What is the length of the shoe? _____ centimeters

- 4 Use a ruler to measure the length of the fish in centimeters.



What is the length of the fish? _____ centimeters

**Measuring in Inches
and Centimeters** *continued*


Name: _____

- 5** Use a ruler to measure the length of the string in both inches and centimeters.

What is the length of the string in inches? _____ inches

What is the length of the string in centimeters? _____ centimeters

- 6** Use a ruler to measure the length of the rectangle in both inches and centimeters.



What is the length of the rectangle in inches? _____ inches

What is the length of the rectangle in centimeters? _____ centimeters

- 7** For problem 6, did you write different numbers for the length in inches and the length in centimeters? Explain.

- 1** Circle the objects that are easier to measure with an inch ruler.
Underline the objects that are easier to measure with a yardstick.

a bike

a leaf

a table

a book

a sticker

- 2** Circle the objects that are easier to measure with an inch ruler.
Underline the objects that are easier to measure with a yardstick.

a window

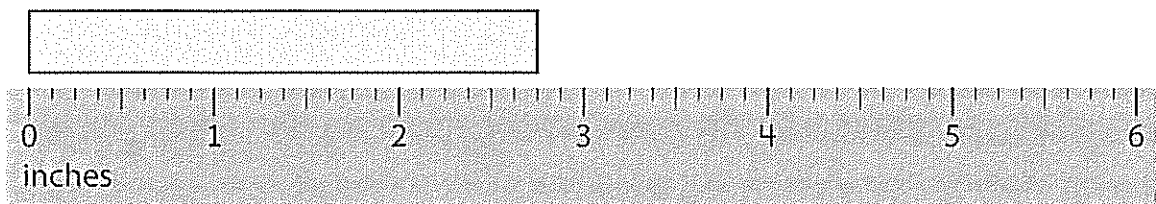
a cracker

a tent

a marker

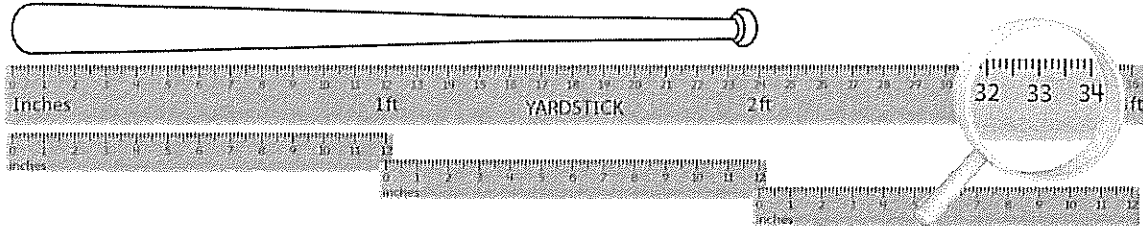
a blanket

- 3** What is the length of the rectangle to the nearest inch?



The rectangle is about _____ inches long.

4 What is the length of the baseball bat to the nearest foot?



The baseball bat is about _____ feet long.

5 What is the length of the branch to the nearest foot?



The branch is about _____ foot long.

- 1** Circle the objects that are easier to measure with a centimeter ruler.
Underline the objects that are easier to measure with a meter stick.

a rug

a mitten

a pool

a bee

a shell

- 2** Circle the objects that are easier to measure with a centimeter ruler.
Underline the objects that are easier to measure with a meter stick.

a porch

a spoon

a watch

a bus


a lunch bag

- 3** What is the length of the tape to the nearest centimeter?



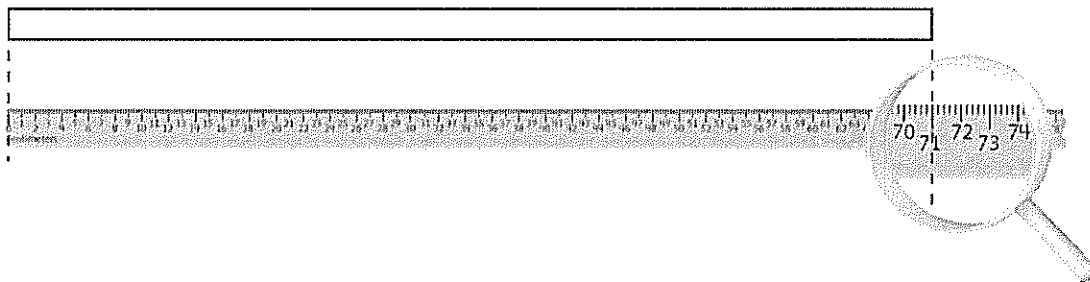
The tape is about _____ centimeters long.

- 4 What is the length of the bench to the nearest meter?



The bench is about _____ meter long.

- 5 What is the length of the rectangle to the nearest centimeter?



The rectangle is about _____ centimeters long.