

Letter /
Sound

Hh



Mini Book

- One 8 page Mini Book
- Letter / Sound Identification
- Letter / Sound Writing
- Beginning Sound Identification

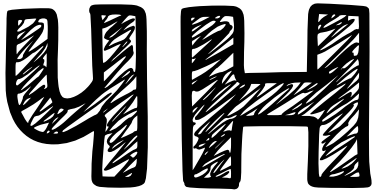
No Glue!

Only One Sheet of Paper Needed!

Created by
Brenda DiEugenio



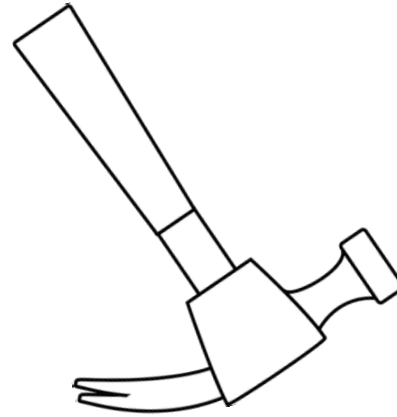
_____ Name



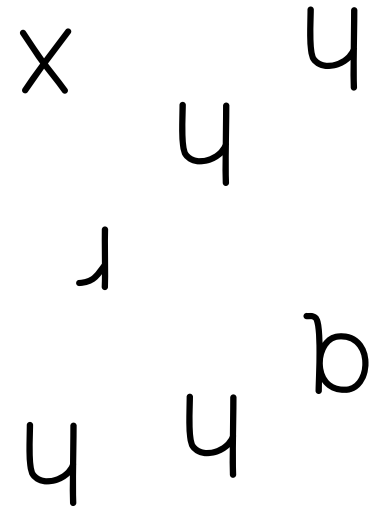
Letter

Draw a picture for a word that starts with /h/.

_____ammer




Write the missing sound to complete the word.



Circle each letter h.


h

says /h/ like at the beginning of




heart

Say the word that begins with /h/. Color the picture.



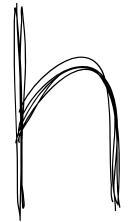
horse

Trace the capital letter.




Write the capital letter.

Trace the lowercase letter.



Write the lowercase letter.



Mini Book

Folding

Instructions

Name _____

COVER
PAGE 1

PAGE 8

PAGE 7

PAGE 6

PAGE 2


PAGE 3

PAGE 4

PAGE 5

Folding instructions:

1. Cut out the large rectangle so the mini book has even edges when completed.



2. Face the paper with the short side towards you. Fold it in half away from you.




3. Fold the paper away from you once more.



Folding instructions continued:

4. Turn the folded paper with the tall side facing you. Fold once more.



5. Unfold the paper two times. Have the longer and folded end pointing towards you. You should see four rectangles.



6. With a pair of scissors, cut the middle line to the center of the paper.




Folding instructions continued:

7. Completely unfold the paper with the long side facing you. You should see a horizontal slit in the middle of the paper. Then bring the top half of the paper towards you. Hold the two sides with both hands and push them towards each other.



8. Continue pushing until you see the pages coming together.



9. Lay the mini book on the table and flatten all the pages.



Terms of Use



Thanks for visiting Abundant Teaching! By downloading this resource, you agree and acknowledge that this product is the property of Abundant Teaching. Abundant Teaching retains the copyright and reserves all rights to this product.

We, teachers, love to share! Please see the guidelines below and send your colleagues & friends to my store!

<http://www.teacherspayteachers.com/Store/Abundant-Teaching>

You **MAY** use this item personally or in the classroom as a single user.

You **MAY NOT** sell or share this product with others, claim this work as your own, copy or modify this work, or post this work on any website without prior written consent from Brenda DiEugenio, Abundant Teaching, at abundant.teaching@gmail.com.

Credits

Thank you!

